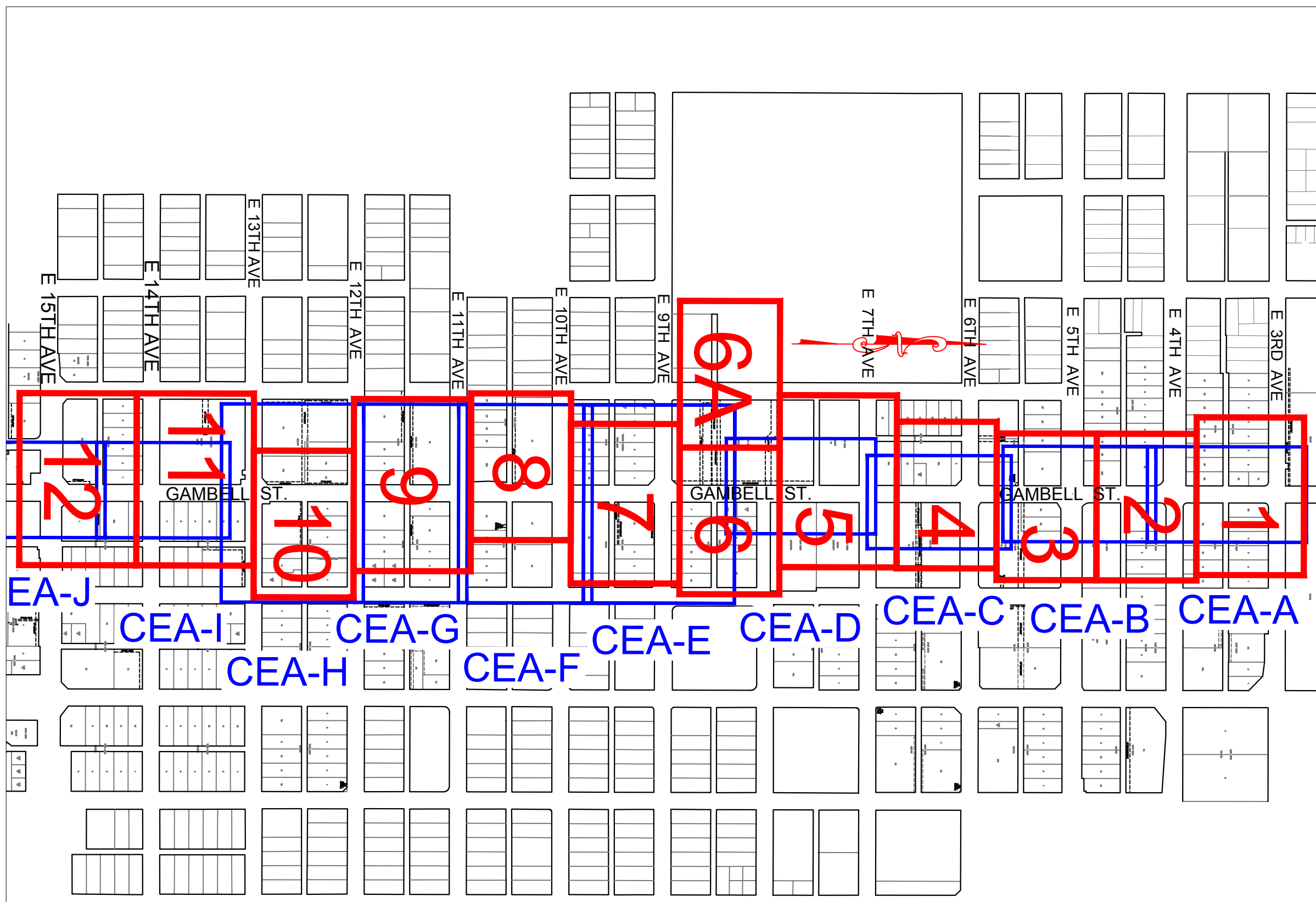


**GCI/CEA JOINT WORK
-OVERALL**

GENERAL PROJECT NOTES:

- 1.) IN ALL NEW CONSTRUCTION OF SPARE DUCT PLACE LOCATABLE PULL ROPE(IF NOT ALREADY PRESENT).
- 2.) ALL DUCT IS TO BE CAPPED & SEALED WEATHERTIGHT IN PED OR VAULT.
- 3.) REMOVAL/RETIREMENT OF EXISTING POLES ANTICIPATED TO BE COMPLETED BY CEA OR SOA. POLE REMOVAL NOT INCLUDED IN DESIGN OR ESTIMATE COST.
- 4.) IF ANY DEVIATION TO OUTLINED CONSTRUCTION IS NEEDED, PRIOR APPROVAL FROM GCI PROJECT MANAGER IS REQUIRED.



DRAWN BY: JARED PRAGEL		DATE: Apr 17, 2026 - 4:18pm	
PROJECT ENGINEER: JARED PRAGEL		ACCT: 111551.01	
NO.	DESIGN/CONSTRUCTION/ASBUILT	REVISION	DWN BY/DATE
1	PRELIMINARY DESIGN		JDP 02-08-24
2			
3			
4			
5			
6			
7			



YELLOW	EXISTING FACILITIES TO REMAIN	BROWN	NON-PARTICIPATING
RED	EXISTING FACILITIES TO BE RETIRED	PURPLE	TEMPORARY
GREEN	NEW FACILITIES	BLUE	EXISTING FACILITY TO BE ADJUSTED
ORANGE	BETTERMENTS	WHITE/BLACK	NOTES

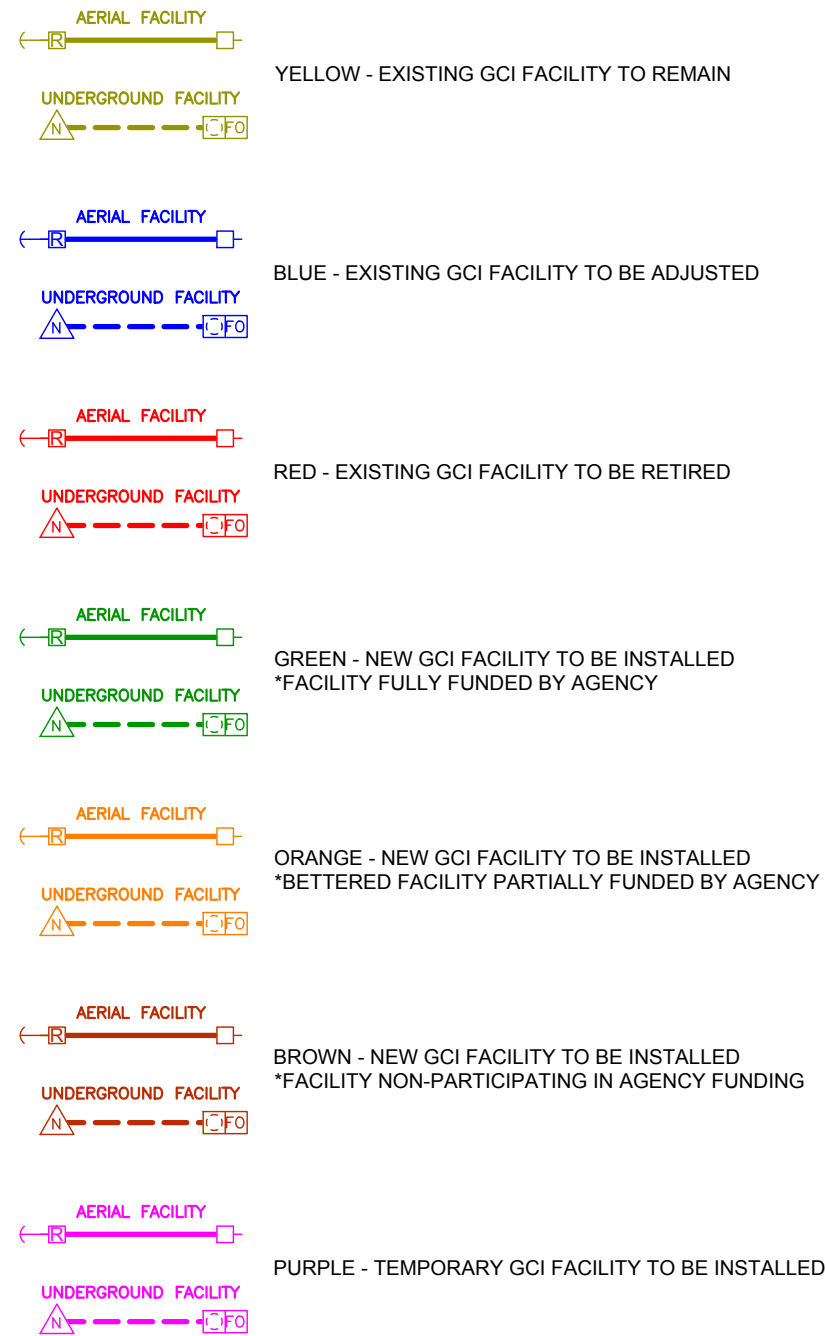
PROJECT NAME:
ER#23436 / WO# 20-0309/ ADOT# 00502
**GAMBELL ST T21 OH to UG
3RD AVE to 16TH AVE**

GRIDS:1231, 1232, 1331, 1332, 1431, & 1432
SCALE: NTS
DRAWING NAME:
20-0309 CEA Gambell T21_1 Line Design.dwg
SHEET 1 OF 20

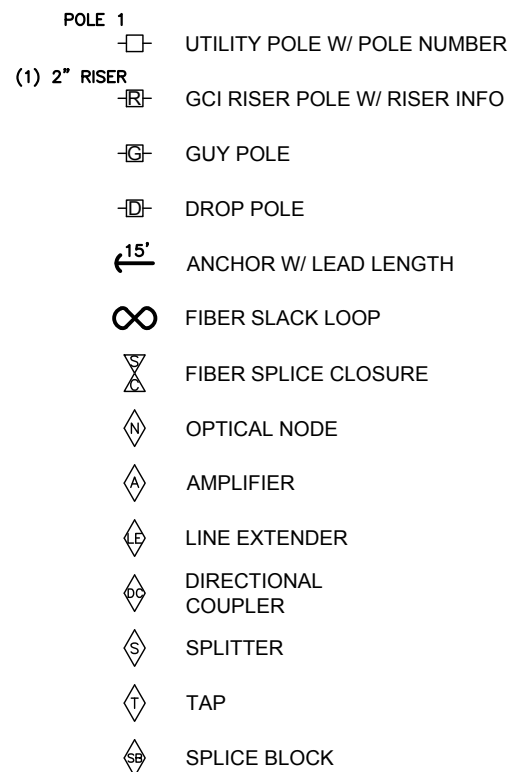
LEGEND

*SYMBOLS ARE PROVIDED FOR POSITIONAL REFERENCE ONLY, GCI SYSTEM DESIGN SHEETS SHOULD BE REFERRED TO FOR ACTUAL SYSTEM LAYOUT AND SPLICING.

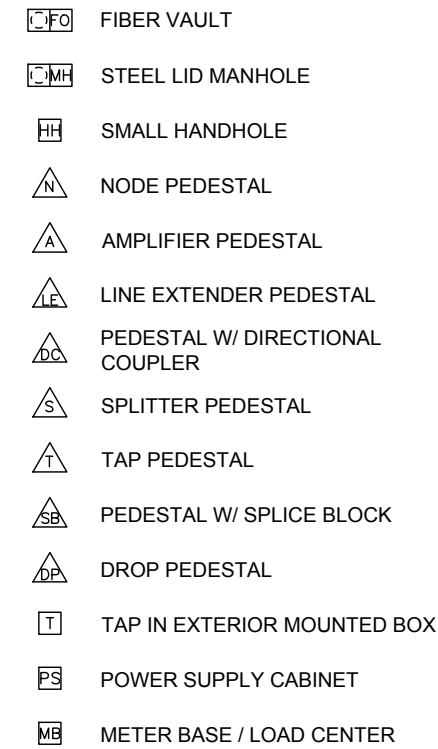
FACILITY LINE TYPES & COLOR CODES



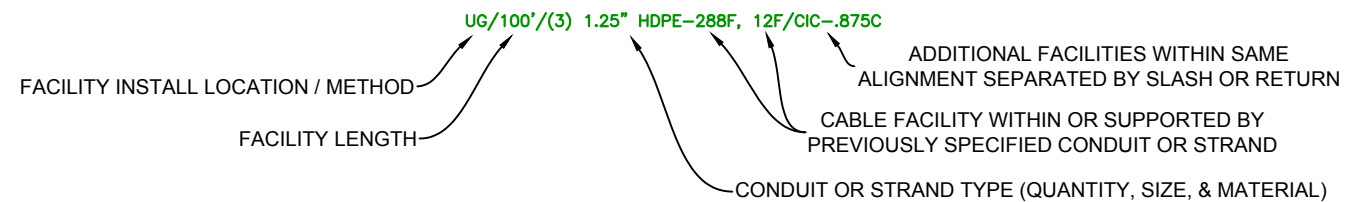
AERIAL FACILITY SYMBOLS



UNDERGROUND FACILITY SYMBOLS



FACILITY ID CONVENTION



FACILITY ID SUFFIXES


C - COAXIAL CABLE
F - FIBER OPTIC CABLE

COMMON ABBREVIATIONS

AC - ASPHALT CUT
CIC - CABLE IN CONDUIT
DBC - DIRECT BURIED CABLE
DB - DIRECTIONAL BORE
EHS - EXTRA HIGH STRENGTH (STRAND)
HD - HAND DIG
HB - HOG BORE

JB - JOINT BORE
JT - JOINT TRENCH
OH - OVERHEAD
PSF - POWER SUPPLY FEED
STM - STATUS MONITORING
SVC DRP - SERVICE DROP
UG - UNDERGROUND

SPECIAL CONSTRUCTION METHODS



* FOOTAGES ARE BROKEN OUT FROM TOTAL FOOTAGE FOR REFERENCE

SPECIAL CONSTRUCTION METHODS

PROPOSED OPEN ROAD/SIDEWALK CUTS & TRENCHING

DRAWN BY: JARED PRAGEL DATE: Apr 17, 2026 - 4:18pm
PROJECT ENGINEER: JARED PRAGEL ACCT: 111551.01

NO.	DESIGN/CONSTRUCTION/ASBUILT REVISION	DWN BY/DATE
1	PRELIMINARY DESIGN	JDP 02-08-24
2		
3		
4		
5		
6		
7		



YELLOW	EXISTING FACILITIES TO REMAIN	BROWN	NON-PARTICIPATING
RED	EXISTING FACILITIES TO BE RETIRED	PURPLE	TEMPORARY
GREEN	NEW FACILITIES	BLUE	EXISTING FACILITY TO BE ADJUSTED
ORANGE	BETTERMENTS	WHITE/BLACK	NOTES

PROJECT NAME:
ER#23436 / WO# 20-0309/ ADOT# 00502
GAMBELL ST T21 OH to UG
3RD AVE to 16TH AVE

GRIDS: 1231, 1232, 1331, 1332, 1431, & 1432 SCALE: NTS
DRAWING NAME: 20-0309 CEA Gambell T21_1 Line Design.dwg SHEET 2 of 20

CEA / GCI JOINT WORK
BID UNITS

GCI Line Item Bid Units For CEA / GCI JOINT WORK Scope of Work

ITEM	DESCRIPTION	Type	Quantity	HDPE FTG Totals
101d	Trench 36" - 48" Depth - JOINT TRENCH W/ CEA - (4)4" HDPE	Per ft.	93	
101d	Trench 36" - 48" Depth - JOINT TRENCH W/ CEA - (2)4" HDPE	Per ft.	26	
101d	Trench 36" - 48" Depth - JOINT TRENCH W/ CEA - (1)4" HDPE	Per ft.	647	
101d	Trench 36" - 48" Depth - GCI ONLY TRENCH FOR TIE-INS - (2)4" HDPE	Per ft.	33	
101d	Trench 36" - 48" Depth - GCI ONLY TRENCH FOR TIE-INS - (1)4" HDPE	Per ft.	24	
107b	Install (1)4" HDPE Duct - TRENCH TOTAL HDPE FTG - (1)4", (2)4", & (4)4" HDPE	Per ft.	*	1161
103c	Directional Bore - 4" - JOINT BORE W/ CEA - (2)4" HDPE	Per ft.	3800	
103c	Directional Bore - 4" - JOINT BORE W/ CEA - (1)4" HDPE	Per ft.	260	
	Install (1)4" HDPE Duct - BORE TOTAL HDPE FTG - (1)4" & (2)4" HDPE	Per ft.	*	7860
113c	Place Node Pedestal	Each	1	
114	Place Ground Rods	Each	8	
115	Place Vaults up to 36 X 48	Each	3	
115a	Place Manhole up to 36 X 48	Each	5	
116	Place Riser (2"- 4") with Stand Off Brackets	Each	8	

DRAWN BY: <u>JARED PRAGEL</u> DATE: <u>Apr 17, 2026 - 4:18pm</u> PROJECT ENGINEER: <u>JARED PRAGEL</u> ACCT: <u>111551.01</u>	<table border="1"> <thead> <tr> <th>NO.</th> <th>DESIGN/CONSTRUCTION/ASBUILT REVISION</th> <th>DWN BY/DATE</th> </tr> </thead> <tbody> <tr> <td>1</td> <td>PRELIMINARY DESIGN</td> <td>JDP 02-08-24</td> </tr> <tr> <td>2</td> <td>CEA / GCI JOINT WORK BID PACKAGE - WMS</td> <td>JDP 04-09-26</td> </tr> <tr> <td>3</td> <td></td> <td></td> </tr> <tr> <td>4</td> <td></td> <td></td> </tr> <tr> <td>5</td> <td></td> <td></td> </tr> <tr> <td>6</td> <td></td> <td></td> </tr> <tr> <td>7</td> <td></td> <td></td> </tr> </tbody> </table>	NO.	DESIGN/CONSTRUCTION/ASBUILT REVISION	DWN BY/DATE	1	PRELIMINARY DESIGN	JDP 02-08-24	2	CEA / GCI JOINT WORK BID PACKAGE - WMS	JDP 04-09-26	3			4			5			6			7		
NO.	DESIGN/CONSTRUCTION/ASBUILT REVISION	DWN BY/DATE																							
1	PRELIMINARY DESIGN	JDP 02-08-24																							
2	CEA / GCI JOINT WORK BID PACKAGE - WMS	JDP 04-09-26																							
3																									
4																									
5																									
6																									
7																									

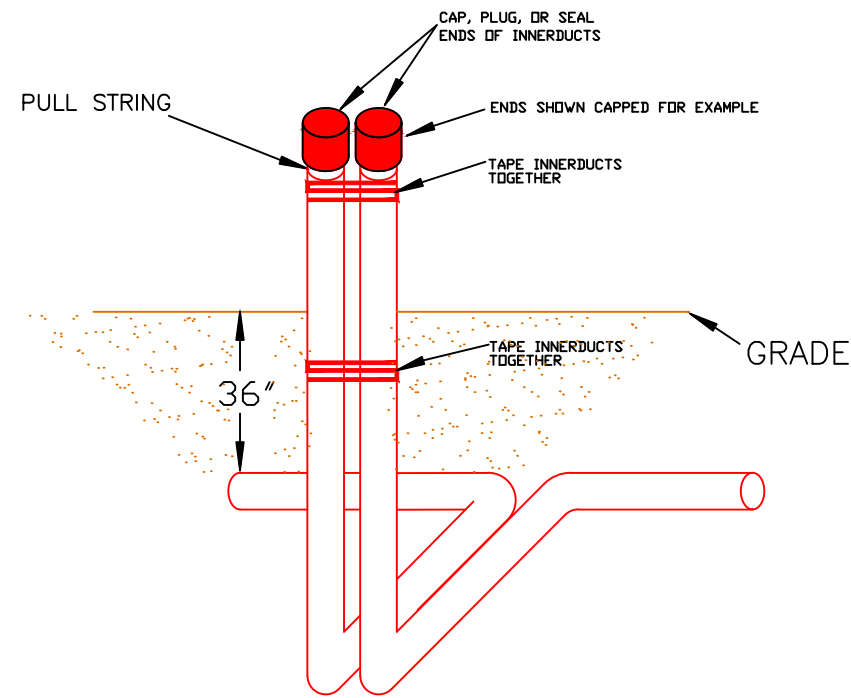


YELLOW EXISTING FACILITIES TO REMAIN	BROWN NON-PARTICIPATING
RED EXISTING FACILITIES TO BE RETIRED	PURPLE TEMPORARY
GREEN NEW FACILITIES	BLUE EXISTING FACILITY TO BE ADJUSTED
ORANGE BETTERMENTS	WHITE/BLACK NOTES

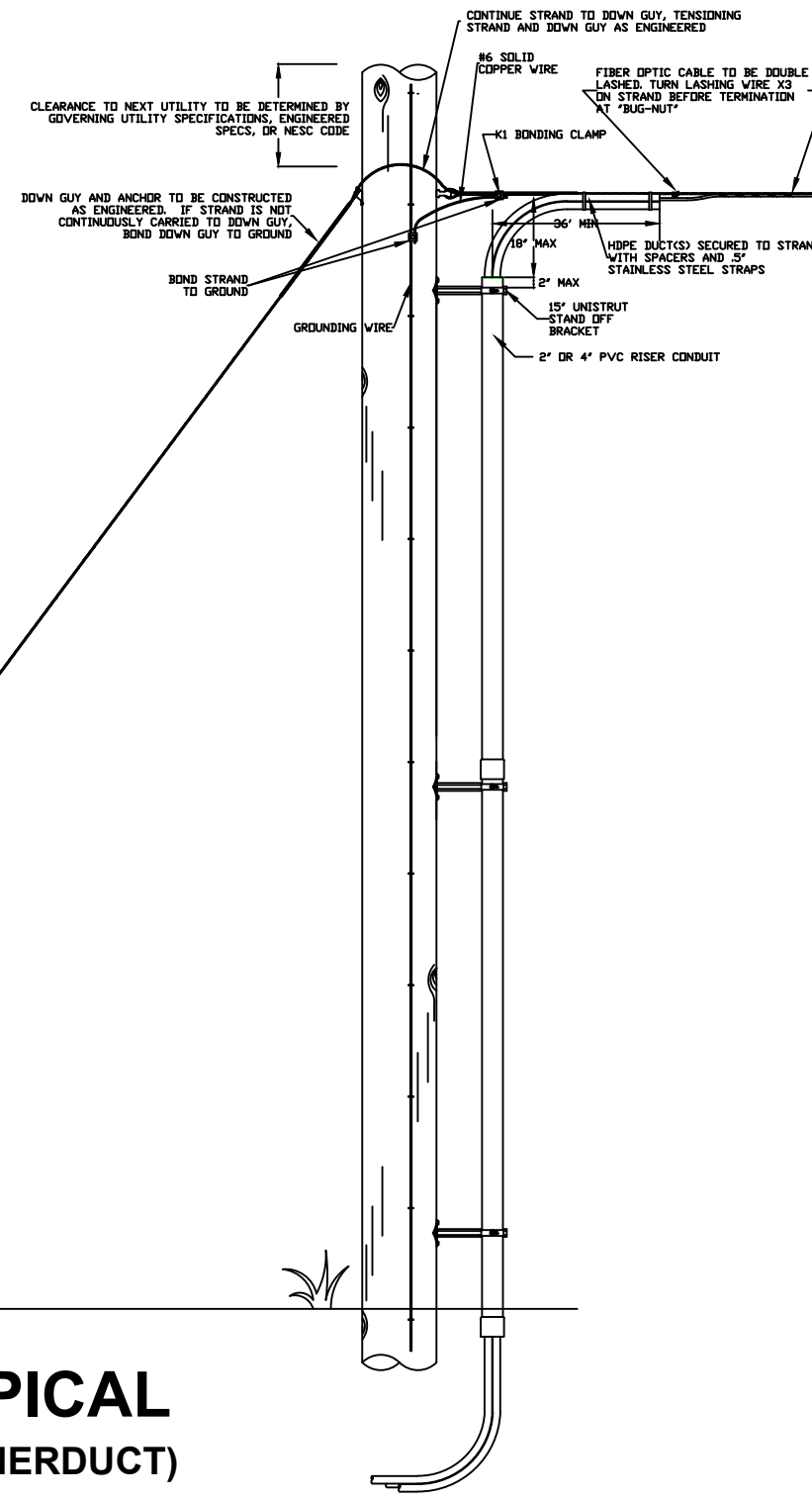
PROJECT NAME:
ER#23436 / WO# 20-0309/ ADOT# 00502
GAMBELL ST T21 OH to UG
3RD AVE to 16TH AVE

GRIDS: 1231, 1232, 1331, 1332, 1431, & 1432 SCALE: NTS
 DRAWING NAME: 20-0309 CEA Gambell T21_1 Line Design.dwg SHEET 3 of 20

TYPICAL DRAWING



TYPICAL INNERDUCT SURFACING & CAPPING



RISER TYPICAL (SLEEVED W/ INNERDUCT)

DRAWN BY:	JARED PRAGEL	DATE:	Apr 17, 2026 - 4:18pm
PROJECT ENGINEER:	JARED PRAGEL	ACCT:	111551.01
NO.	DESIGN/CONSTRUCTION/ASBUILT REVISION	DWN BY/DATE	
1	PRELIMINARY DESIGN	JDP 02-08-24	
2	CEA / GCI JOINT WORK BID PACKAGE - WMS	JDP 04-09-26	
3			
4			
5			
6			
7			

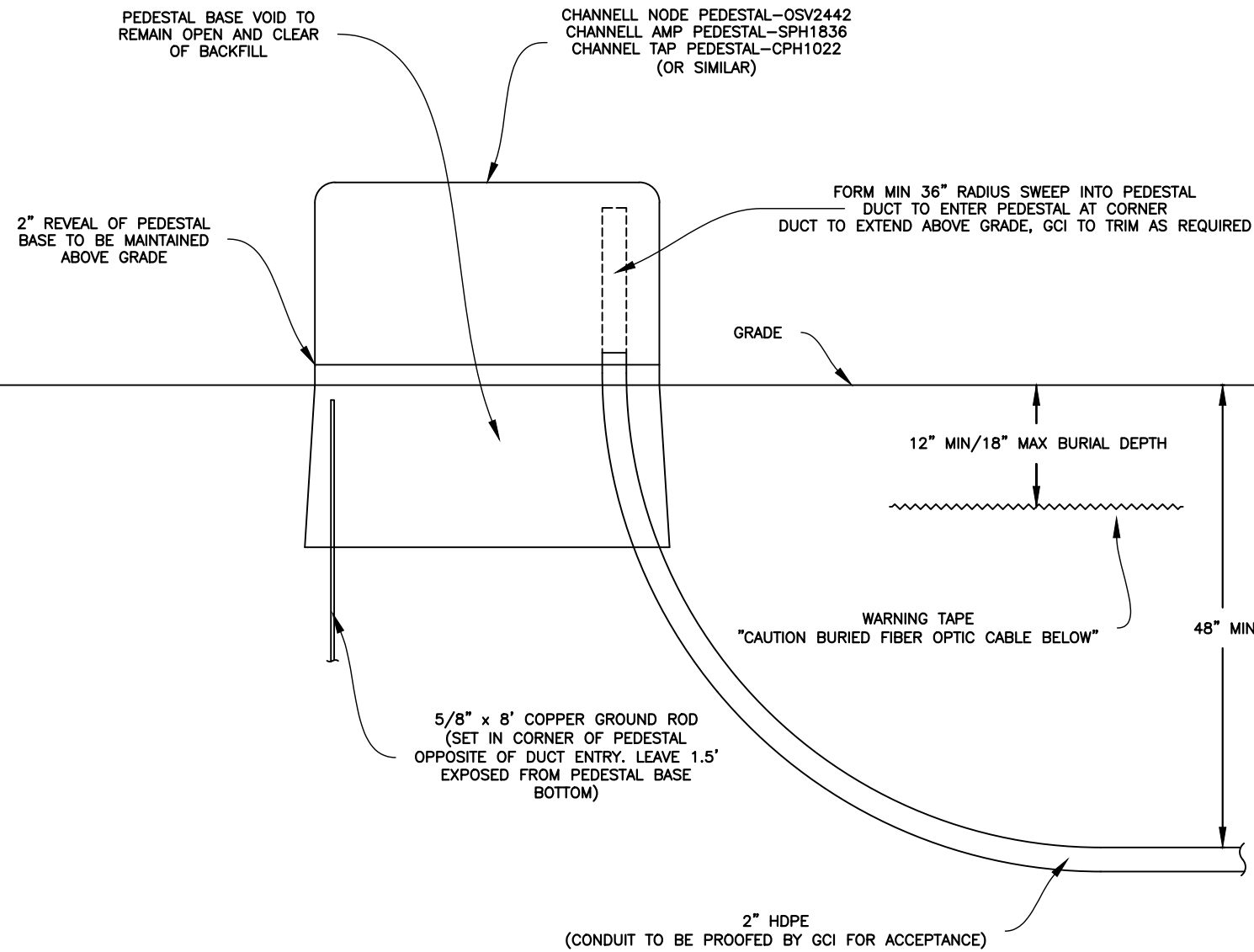


YELLOW	EXISTING FACILITIES TO REMAIN	BROWN	NON-PARTICIPATING
RED	EXISTING FACILITIES TO BE RETIRED	PURPLE	TEMPORARY
GREEN	NEW FACILITIES	BLUE	EXISTING FACILITY TO BE ADJUSTED
ORANGE	BETTERMENTS	WHITE/BLACK	NOTES

PROJECT NAME:
ER#23436 / WO# 20-0309/ ADOT# 00502
GAMBELL ST T21 OH to UG
3RD AVE to 16TH AVE

GRIDS: 1231, 1232, 1331, 1332, 1431, & 1432 SCALE: NTS
 DRAWING NAME:
 20-0309 CEA Gambell T21_1 Line Design.dwg SHEET 4 of 20

**PED INSTALLATION
TYPICAL DRAWING**



DRAWN BY: JARED PRAGEL		DATE: Apr 17, 2026 - 4:18pm
PROJECT ENGINEER: JARED PRAGEL		ACCT: 111551.01
NO.	DESIGN/CONSTRUCTION/ASBUILT REVISION	DWN BY/DATE
1	PRELIMINARY DESIGN	JDP 02-08-24
2	CEA / GCI JOINT WORK BID PACKAGE - WMS	JDP 04-09-26
3		
4		
5		
6		
7		

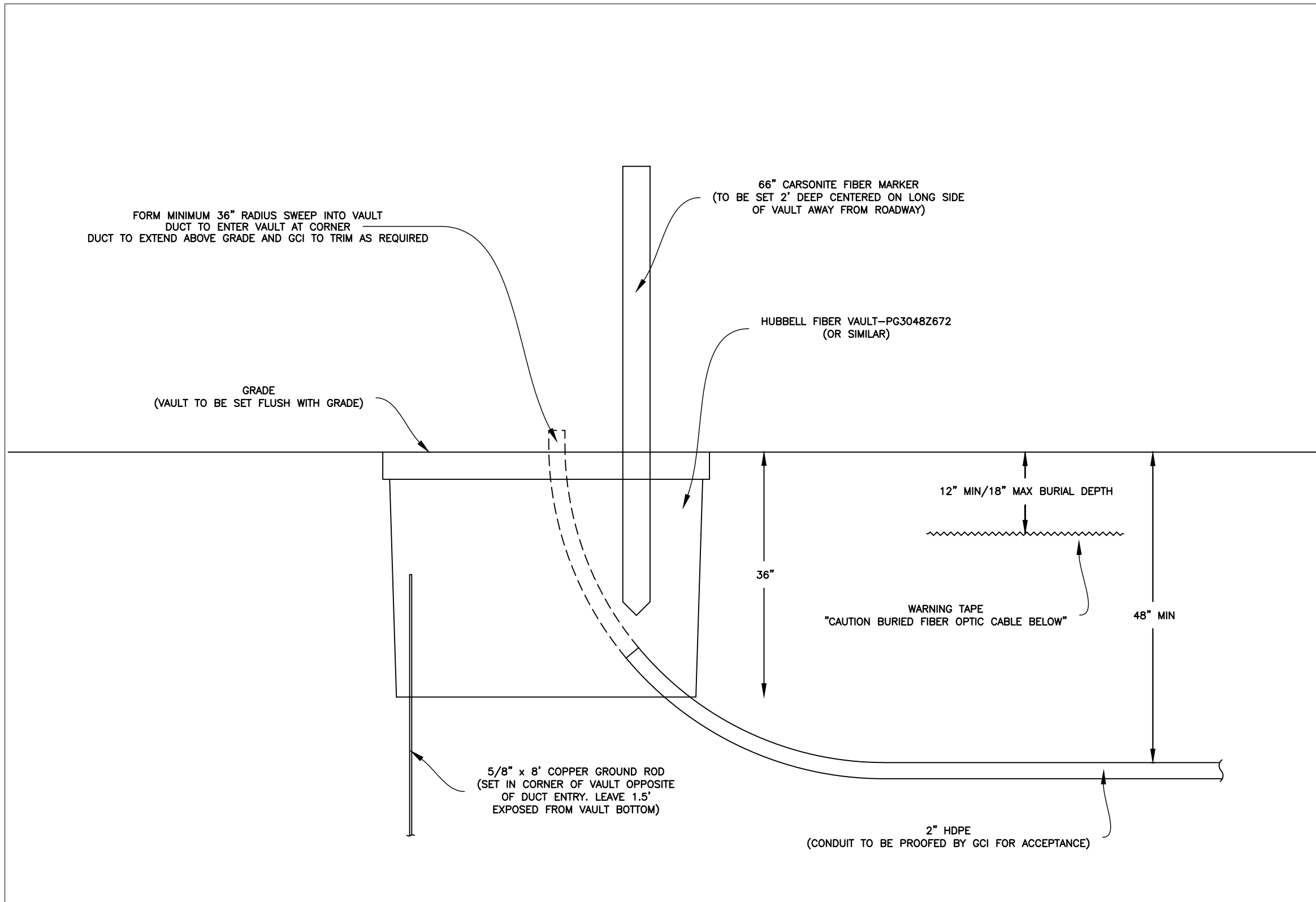


YELLOW	EXISTING FACILITIES TO REMAIN	BROWN	NON-PARTICIPATING
RED	EXISTING FACILITIES TO BE RETIRED	PURPLE	TEMPORARY
GREEN	NEW FACILITIES	BLUE	EXISTING FACILITY TO BE ADJUSTED
ORANGE	BETTERMENTS	WHITE/BLACK	NOTES

PROJECT NAME:
ER#23436 / WO# 20-0309/ ADOT# 00502
GAMBELL ST T21 OH to UG
3RD AVE to 16TH AVE

GRIDS: 1231, 1232, 1331, 1332, 1431, & 1432 SCALE: NTS
DRAWING NAME:
20-0309 CEA Gambell T21_1 Line Design.dwg SHEET 5 of 20

**VAULT INSTALLATION
TYPICAL DRAWING**



DRAWN BY: JARED PRAGEL DATE: Apr 17, 2026 - 4:18pm
PROJECT ENGINEER: JARED PRAGEL ACCT: 111551.01

NO.	DESIGN/CONSTRUCTION/ASBUILT REVISION	DWN BY/DATE
1	PRELIMINARY DESIGN	JDP 02-08-24
2	CEA / GCI JOINT WORK BID PACKAGE - WMS	JDP 04-09-26
3		
4		
5		
6		
7		



YELLOW	EXISTING FACILITIES TO REMAIN	BROWN	NON-PARTICIPATING
RED	EXISTING FACILITIES TO BE RETIRED	PURPLE	TEMPORARY
GREEN	NEW FACILITIES	BLUE	EXISTING FACILITY TO BE ADJUSTED
ORANGE	BETTERMENTS	WHITE/BLACK	NOTES

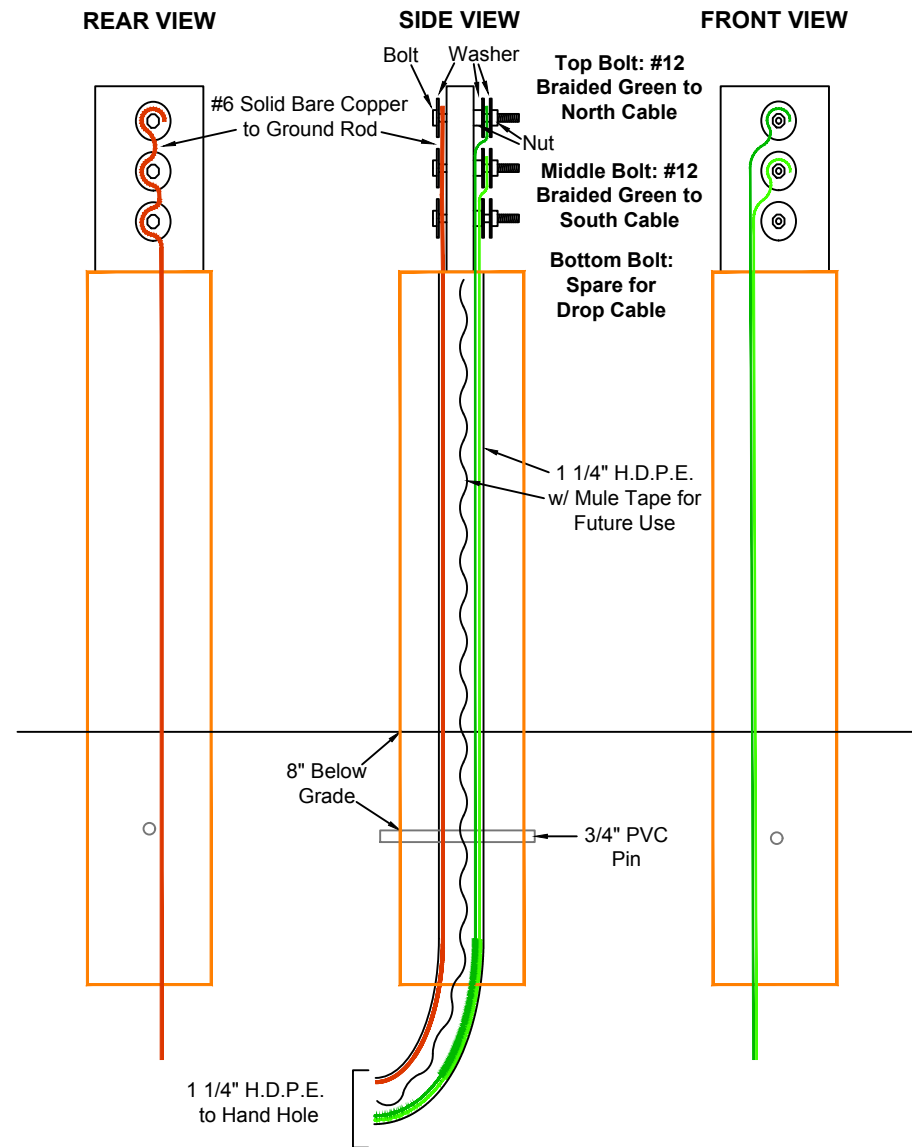
PROJECT NAME:
ER#23436 / WO# 20-0309/ ADOT# 00502
**GAMBELL ST T21 OH to UG
3RD AVE to 16TH AVE**

GRIDS: 1231, 1232, 1331, 1332, 1431, & 1432 SCALE: NTS
DRAWING NAME: 20-0309 CEA Gambell T21_1 Line Design.dwg SHEET 6 of 20

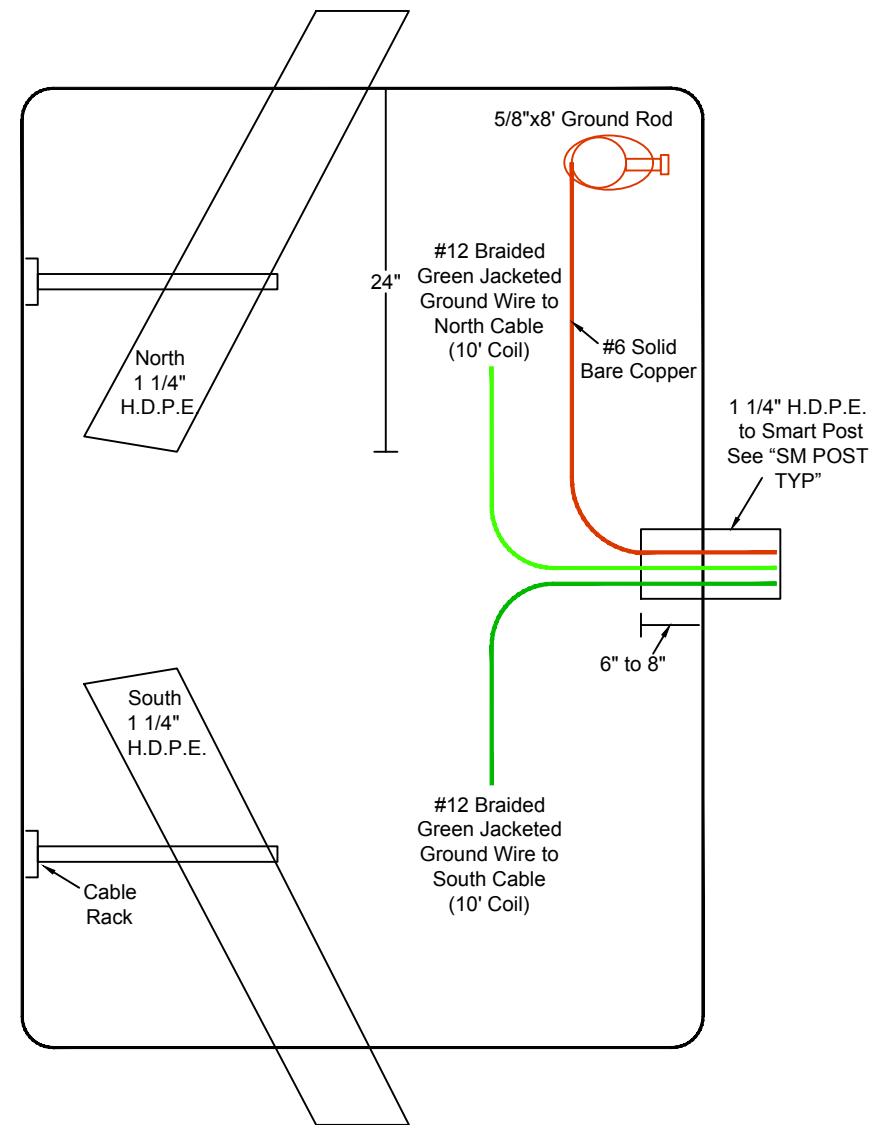
TYPICAL HANDHOLE/VAULT INSTALLATION WITH SMART POST (SPLICE LOCATIONS)

VAULT SMARTPOST INSTALLATION TYPICAL DRAWING

TYPICAL SMART POST INSTALLATION



**TYPICAL HANDHOLE / VAULT INSTALLATION
(30"x48")**



DRAWN BY:	JARED PRAGEL	DATE:	Apr 17, 2026 - 4:18pm
PROJECT ENGINEER:	JARED PRAGEL	ACCT:	111551.01
NO.	DESIGN/CONSTRUCTION/ASBUILT	REVISION	DWN BY/DATE
1	PRELIMINARY DESIGN		JDP 02-08-24
2	CEA / GCI JOINT WORK BID PACKAGE - WMS		JDP 04-09-26
3			
4			
5			
6			
7			



YELLOW	EXISTING FACILITIES TO REMAIN	BROWN	NON-PARTICIPATING
RED	EXISTING FACILITIES TO BE RETIRED	PURPLE	TEMPORARY
GREEN	NEW FACILITIES	BLUE	EXISTING FACILITY TO BE ADJUSTED
ORANGE	BETTERMENTS	WHITE/BLACK	NOTES

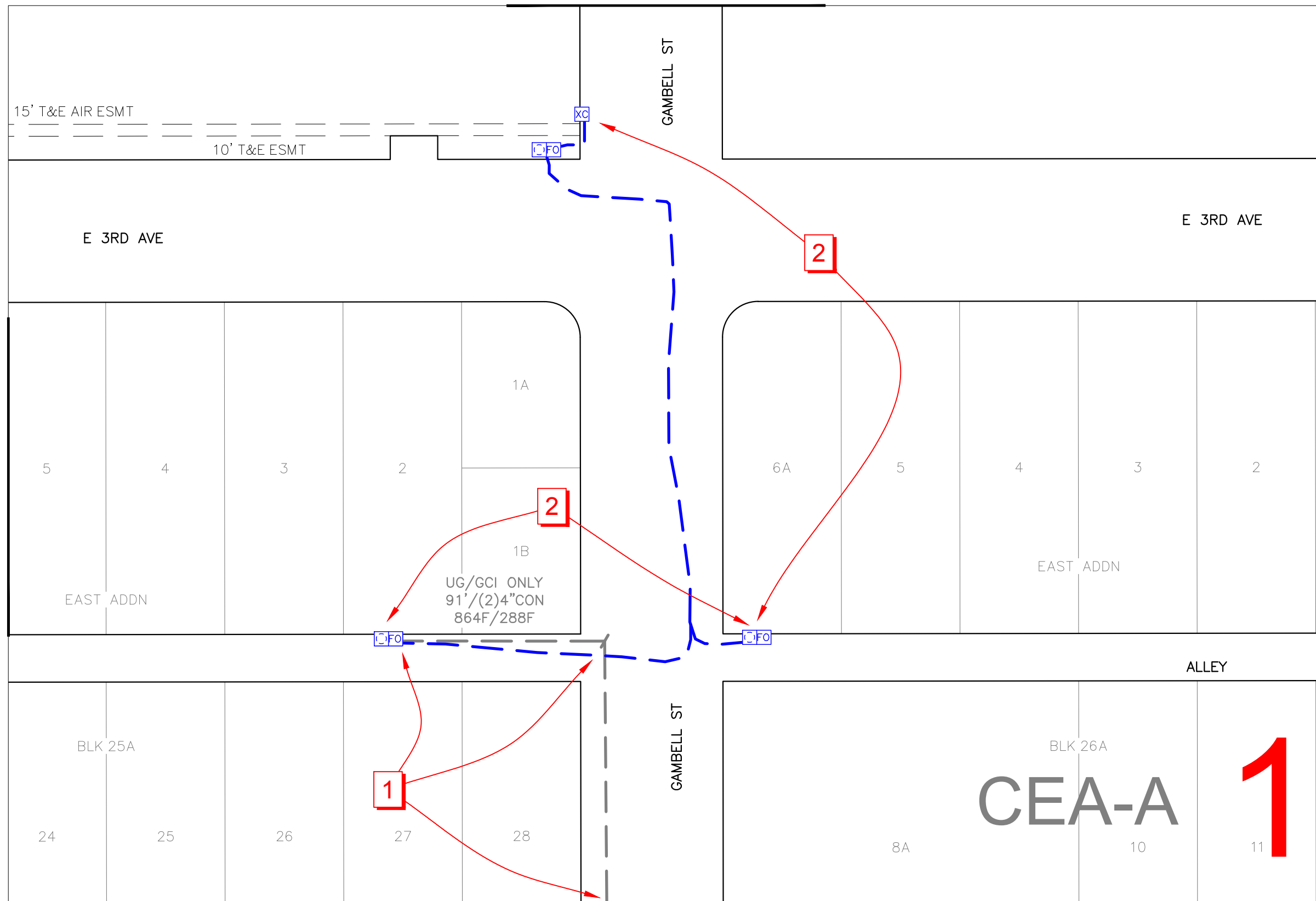
PROJECT NAME:	ER#23436 / WO# 20-0309/ ADOT# 00502
	GAMBELL ST T21 OH to UG
	3RD AVE to 16TH AVE
GRIDS:	1231, 1232, 1331, 1332, 1431, & 1432
DRAWING NAME:	20-0309 CEA Gambell T21_1 Line Design.dwg
SCALE:	NTS
	SHEET 7 of 20

**CEA / GCI JOINT WORK
DESIGN**

**GCI ONLY WORK (GCI CONTRACTOR)
(SEE 1-LINE DESIGN FOR ADDITIONAL INFO).**

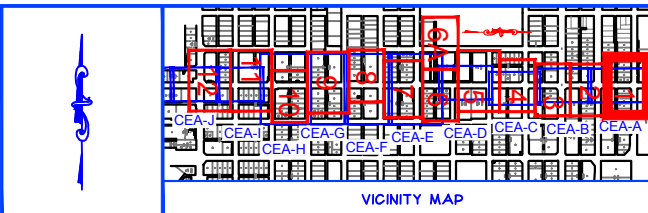
1.) GCI ONLY BORE/TRENCH WORK TO BE COMPLETED BY GCI CONTRACTOR. SEE 1-LINE DESIGN.

2.) GCI CONTRACTOR TO PROOF EXISTING CONDUIT TO VERIFY CLEAR PATH FOR CABLE PLACEMENT.



IF ANY DEVIATION TO OUTLINED CONSTRUCTION IS NEEDED, PRIOR APPROVAL FROM GCI PROJECT MANAGER IS REQUIRED.

DRAWN BY:	JARED PRAGEL	DATE:	Apr 17, 2026 - 4:18pm
PROJECT ENGINEER:	NICK WILLIAMS	ACCT:	111551.01
NO.	DESIGN/CONSTRUCTION/ASBUILT	REVISION	DWN BY/DATE
1	PRELIMINARY DESIGN		JDP 02-08-24
2	CEA / GCI JOINT WORK BID PACKAGE - WMS		JDP 04-09-26
3			
4			
5			
6			
7			



YELLOW	EXISTING FACILITIES TO REMAIN	BROWN	NON-PARTICIPATING
RED	EXISTING FACILITIES TO BE RETIRED	PURPLE	TEMPORARY
GREEN	NEW FACILITIES	BLUE	EXISTING FACILITY TO BE ADJUSTED
ORANGE	BETTERMENTS	WHITE/BLACK	NOTES

PROJECT NAME:	ER#23436 / WO# 20-0309/ ADOT# 00502
	GAMBELL ST T21 OH to UG 3RD AVE to 16TH AVE
GRIDS:	1231, 1232, 1331, 1332, 1431, & 1432
DRAWING NAME:	20-0309 CEA Gambell T21_1 Line Design.dwg
SCALE:	NTS
SHEET	8 OF 20

**CEA / GCI JOINT WORK
DESIGN**

CEA JOINT WORK (CEA CONTRACTOR)

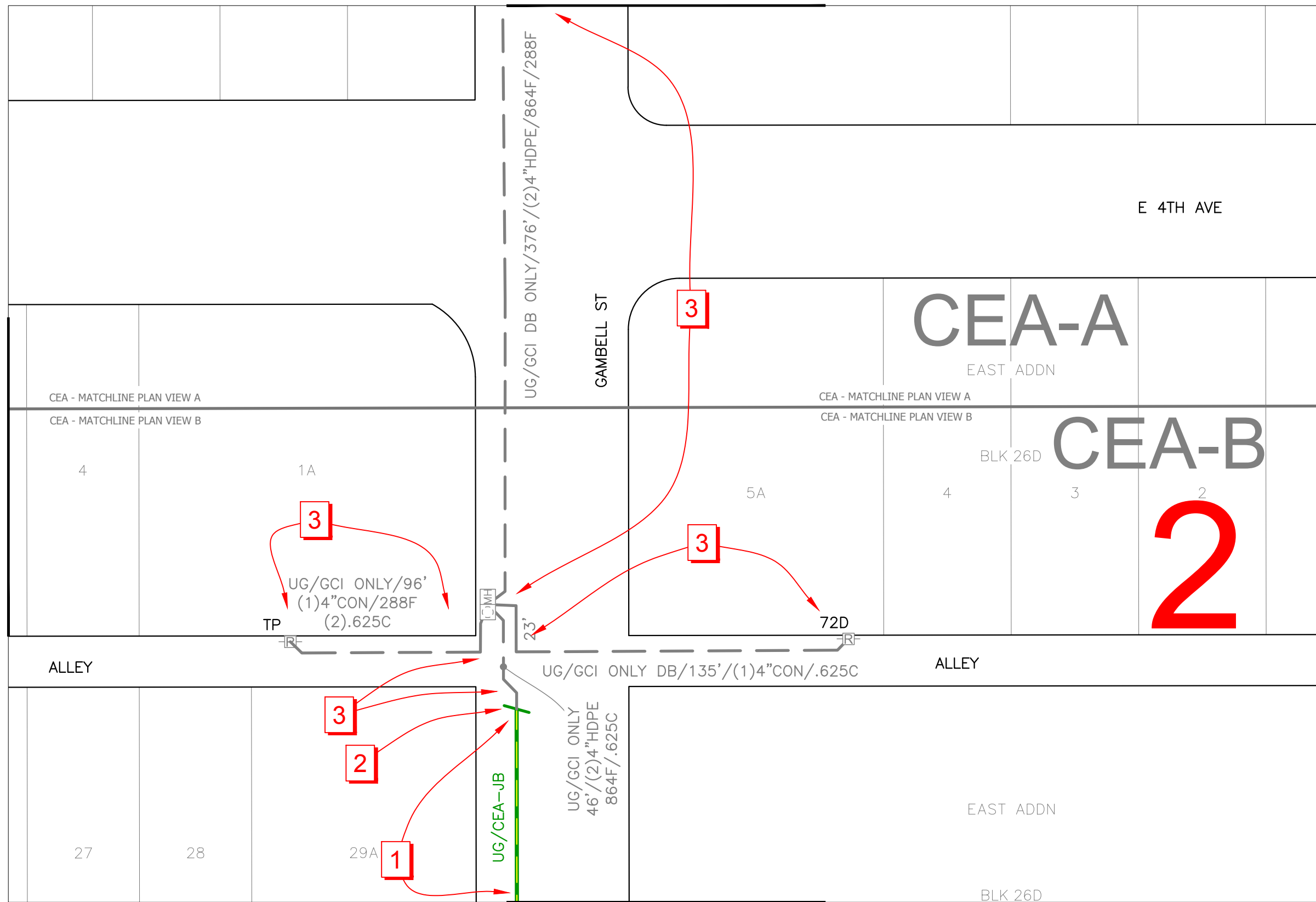
1.) JOINT BORE W CEA(CEA CONTRACTOR). PLACE NEW (2)4" GCI HDPE W/ NEW LOCATABLE PULL ROPE.

2.) CEA CONTRACTOR TO STUB UP NEW (2)4" HDPE CAPPED & SEALED WEATHERTIGHT. STUB UP ON THE NORTH SIDE OF CEA'S NEW VAULT EASILY ACCESSIBLE FOR GCI CONTRACTOR TO CONTINUE WORKING NORTH TO NEW MH LOCATION.

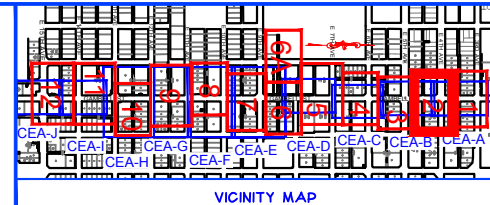
GCI ONLY WORK (GCI CONTRACTOR)

3.) GCI ONLY BORE/TRENCH WORK TO BE COMPLETED BY GCI CONTRACTOR. SEE 1-LINE DESIGN.

IF ANY DEVIATION TO OUTLINED CONSTRUCTION IS NEEDED, PRIOR APPROVAL FROM GCI PROJECT MANAGER IS REQUIRED.



DRAWN BY:	JARED PRAGEL	DATE:	Apr 17, 2026 - 4:18pm
PROJECT ENGINEER:	NICK WILLIAMS	ACCT:	111551.01
NO.	DESIGN/CONSTRUCTION/ASBUILT	REVISION	DWN BY/DATE
1	PRELIMINARY DESIGN		JDP 02-08-24
2	CEA / GCI JOINT WORK BID PACKAGE - WMS		JDP 04-09-26
3			
4			
5			
6			
7			



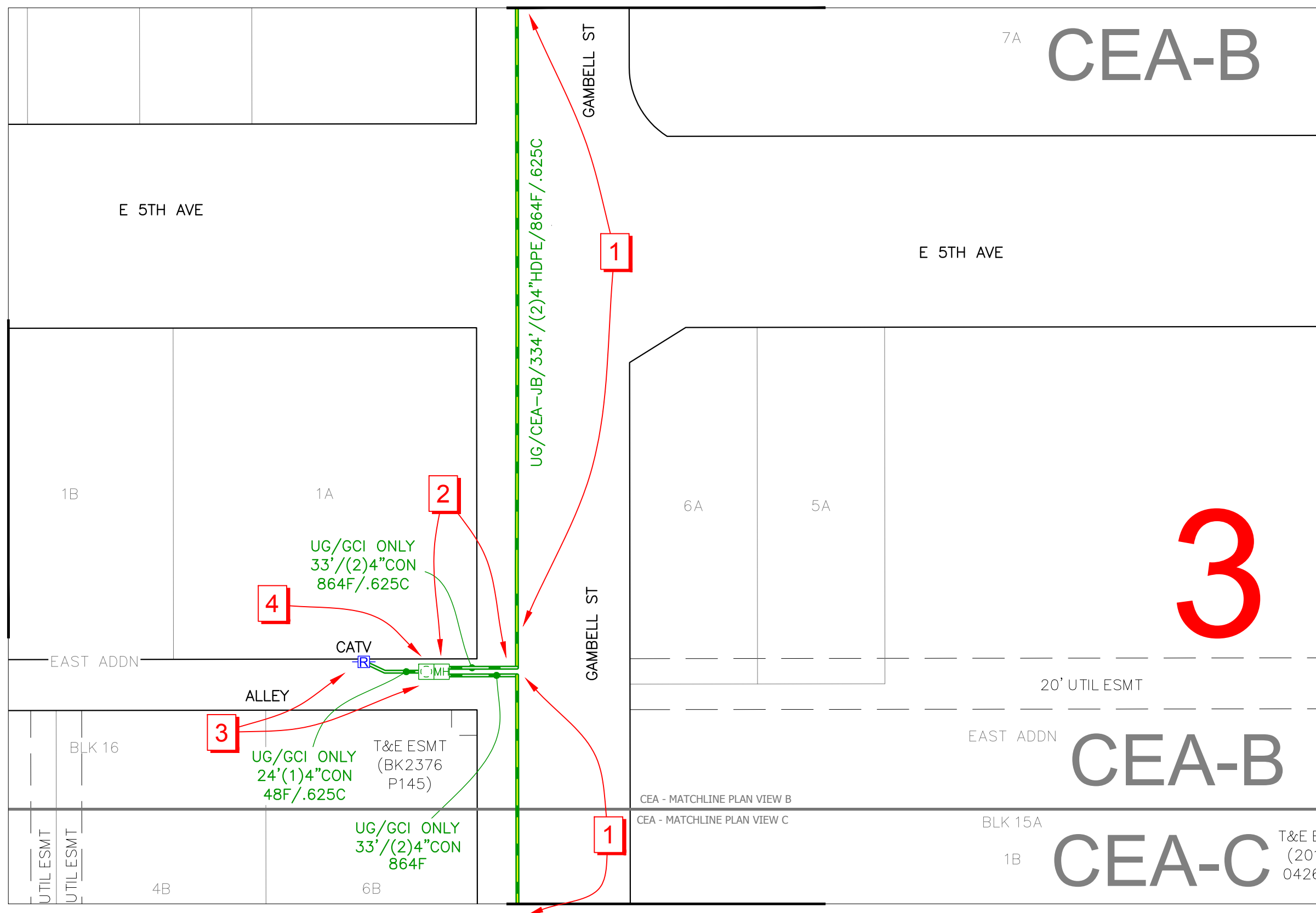
YELLOW	EXISTING FACILITIES TO REMAIN	BROWN	NON-PARTICIPATING
RED	EXISTING FACILITIES TO BE RETIRED	PURPLE	TEMPORARY
GREEN	NEW FACILITIES	BLUE	EXISTING FACILITY TO BE ADJUSTED
ORANGE	BETTERMENTS	WHITE/BLACK	NOTES

PROJECT NAME:	ER#23436 / WO# 20-0309/ ADOT# 00502
	GAMBELL ST T21 OH to UG 3RD AVE to 16TH AVE
GRIDS:	1231, 1232, 1331, 1332, 1431, & 1432
SCALE:	NTS
DRAWING NAME:	20-0309 CEA Gambell T21_1 Line Design.dwg
SHEET	9 OF 20

**CEA / GCI JOINT WORK
DESIGN**

CEA JOINT WORK (CEA CONTRACTOR)

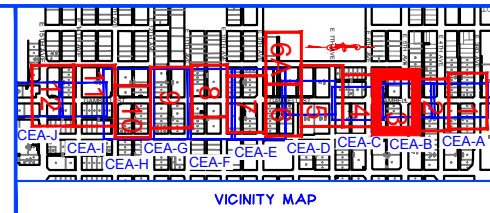
- 1.) JOINT BORE W CEA (CEA CONTRACTOR). PLACE NEW (2)4" GCI HDPE W/ NEW LOCATABLE PULL ROPE.
- 2.) CEA CONTRACTOR TO TRENCH & PLACE NEW (4)4" GCI HDPE W/ NEW LOCATABLE PULL ROPE.
- 3.) CEA CONTRACTOR TO TRENCH & PLACE NEW (1)4" HDPE W/ NEW LOCATABLE PULL ROPE & BUILD NEW (1)4" GCI RISER. CAP & SEAL HDPE WEATHERTIGHT.
- 4.) CEA CONTRACTOR TO PLACE NEW GCI MANHOLE. SWEEP IN NEWLY PLACED 4" HDPE. CAP & SEAL HDPE WEATHERTIGHT.



3

IF ANY DEVIATION TO OUTLINED CONSTRUCTION IS NEEDED, PRIOR APPROVAL FROM GCI PROJECT MANAGER IS REQUIRED.

DRAWN BY: JARED PRAGEL	DATE: Apr 17, 2026 - 4:18pm	
PROJECT ENGINEER: NICK WILLIAMS	ACCT: 111551.01	
NO.	DESIGN/CONSTRUCTION/ASBUILT REVISION	DWN BY/DATE
1	PRELIMINARY DESIGN	JDP 02-08-24
2	CEA / GCI JOINT WORK BID PACKAGE - WMS	JDP 04-09-26
3		
4		
5		
6		
7		



YELLOW	EXISTING FACILITIES TO REMAIN	BROWN	NON-PARTICIPATING
RED	EXISTING FACILITIES TO BE RETIRED	PURPLE	TEMPORARY
GREEN	NEW FACILITIES	BLUE	EXISTING FACILITY TO BE ADJUSTED
ORANGE	BETTERMENTS	WHITE/BLACK	NOTES

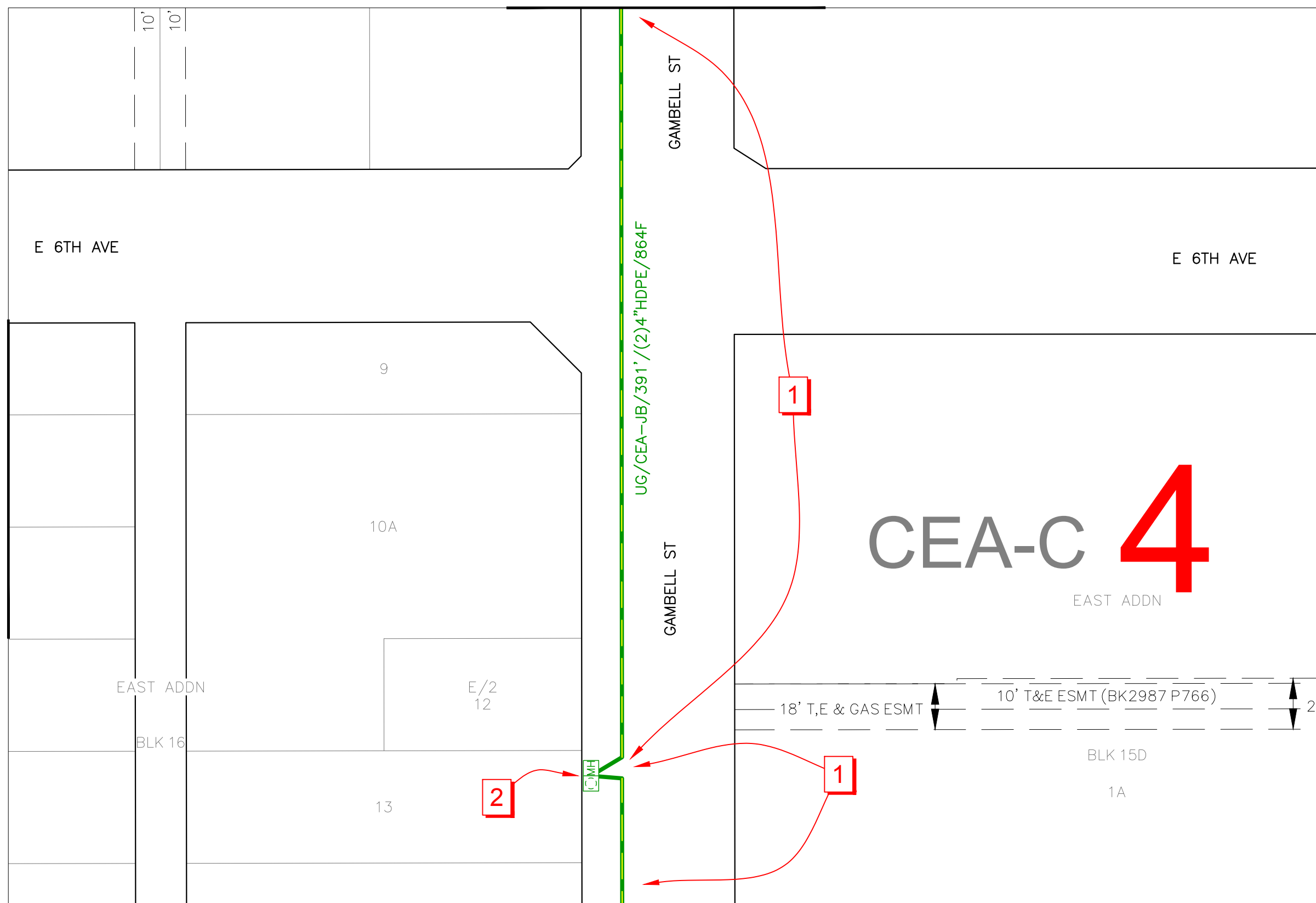
PROJECT NAME:	ER#23436 / WO# 20-0309/ ADOT# 00502
	GAMBELL ST T21 OH to UG 3RD AVE to 16TH AVE
GRIDS: 1231, 1232, 1331, 1332, 1431, & 1432	SCALE: NTS
DRAWING NAME: 20-0309 CEA Gambell T21_1 Line Design.dwg	SHEET 10 OF 20

**CEA / GCI JOINT WORK
DESIGN**

CEA JOINT WORK (CEA CONTRACTOR)

1.) JOINT BORE W CEA (CEA CONTRACTOR). PLACE NEW (2)4" GCI HDPE W/ NEW LOCATABLE PULL ROPE.

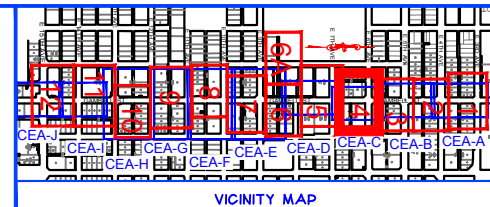
2.) CEA CONTRACTOR TO PLACE NEW GCI MANHOLE. SWEEP IN NEWLY PLACED 4" HDPE. CAP & SEAL HDPE WEATHERTIGHT.



IF ANY DEVIATION TO OUTLINED CONSTRUCTION IS NEEDED, PRIOR APPROVAL FROM GCI PROJECT MANAGER IS REQUIRED.

DRAWN BY: JARED PRAGEL DATE: Apr 17, 2026 - 4:18pm
 PROJECT ENGINEER: NICK WILLIAMS ACCT: 111551.01

NO.	DESIGN/CONSTRUCTION/ASBUILT REVISION	DWN BY/DATE
1	PRELIMINARY DESIGN	JDP 02-08-24
2	CEA / GCI JOINT WORK BID PACKAGE - WMS	JDP 04-09-26
3		
4		
5		
6		
7		



YELLOW	EXISTING FACILITIES TO REMAIN	BROWN	NON-PARTICIPATING
RED	EXISTING FACILITIES TO BE RETIRED	PURPLE	TEMPORARY
GREEN	NEW FACILITIES	BLUE	EXISTING FACILITY TO BE ADJUSTED
ORANGE	BETTERMENTS	WHITE/BLACK	NOTES

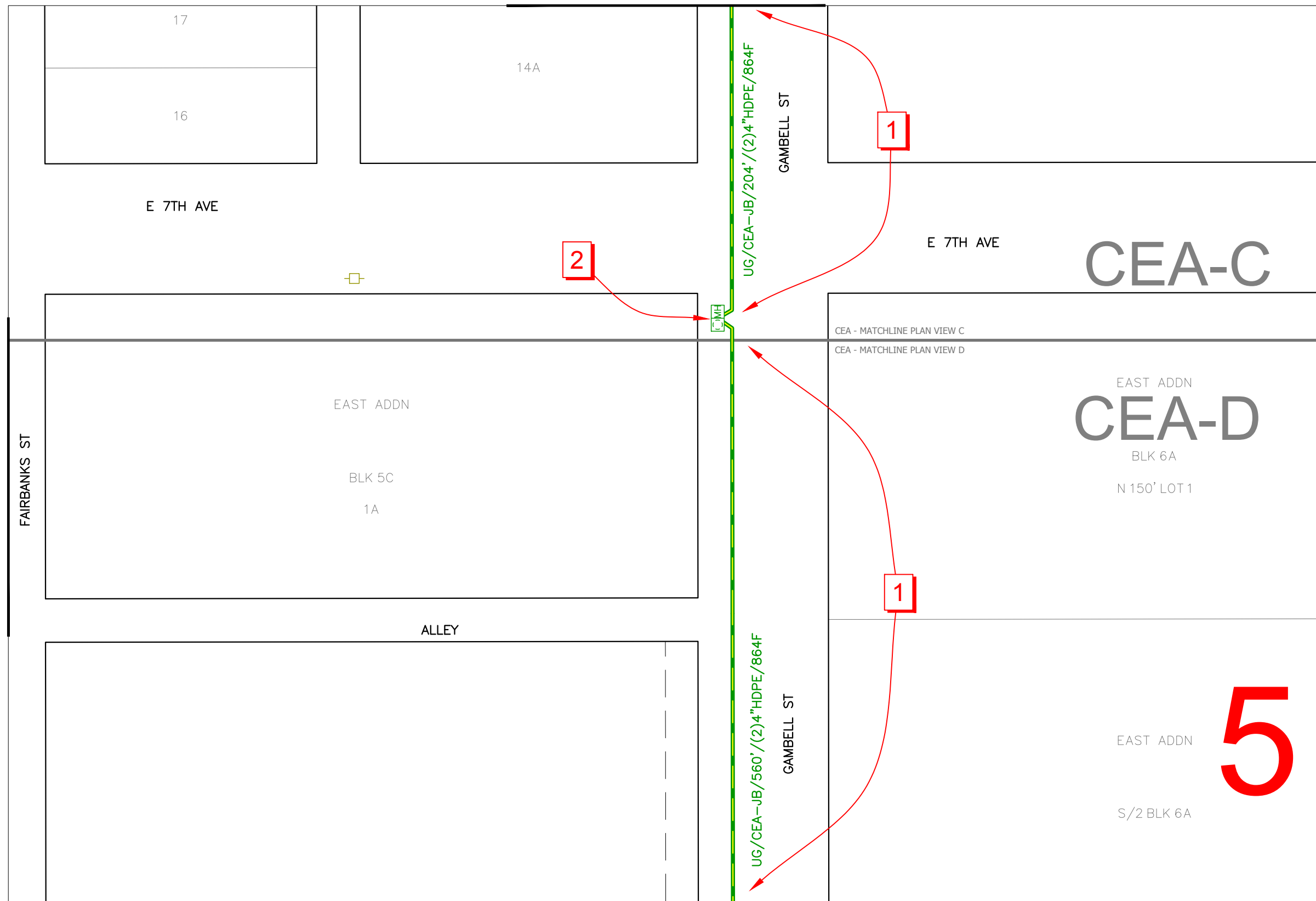
PROJECT NAME:
 ER#23436 / WO# 20-0309/ ADOT# 00502
**GAMBELL ST T21 OH to UG
 3RD AVE to 16TH AVE**
 GRIDS: 1231, 1232, 1331, 1332, 1431, & 1432 SCALE: NTS
 DRAWING NAME:
 20-0309 CEA Gambell T21_1 Line Design.dwg SHEET **11** OF **20**

**CEA / GCI JOINT WORK
DESIGN**

CEA JOINT WORK (CEA CONTRACTOR)

1.) JOINT BORE W CEA (CEA CONTRACTOR). PLACE NEW (2)4" GCI HDPE W/ NEW LOCATABLE PULL ROPE.

2.) CEA CONTRACTOR TO PLACE NEW GCI MANHOLE. SWEEP IN NEWLY PLACED 4" HDPE. CAP & SEAL HDPE WEATHERTIGHT.

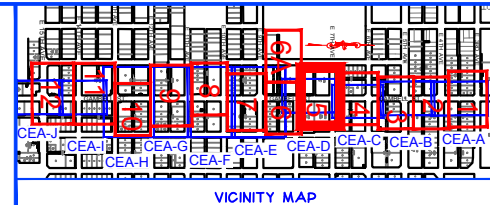


CEA - MATCHLINE PLAN VIEW C
CEA - MATCHLINE PLAN VIEW D

IF ANY DEVIATION TO OUTLINED CONSTRUCTION IS NEEDED, PRIOR APPROVAL FROM GCI PROJECT MANAGER IS REQUIRED.

DRAWN BY: JARED PRAGEL DATE: Apr 17, 2026 - 4:18pm
PROJECT ENGINEER: NICK WILLIAMS ACCT: 111551.01

NO.	DESIGN/CONSTRUCTION/ASBUILT REVISION	DWN BY/DATE
1	PRELIMINARY DESIGN	JDP 02-08-24
2	CEA / GCI JOINT WORK BID PACKAGE - WMS	JDP 04-09-26
3		
4		
5		
6		
7		



YELLOW	EXISTING FACILITIES TO REMAIN	BROWN	NON-PARTICIPATING
RED	EXISTING FACILITIES TO BE RETIRED	PURPLE	TEMPORARY
GREEN	NEW FACILITIES	BLUE	EXISTING FACILITY TO BE ADJUSTED
ORANGE	BETTERMENTS	WHITE/BLACK	NOTES

PROJECT NAME:
ER#23436 / WO# 20-0309/ ADOT# 00502
**GAMBELL ST T21 OH to UG
3RD AVE to 16TH AVE**

GRIDS: 1231, 1232, 1331, 1332, 1431, & 1432 SCALE: NTS
DRAWING NAME: 20-0309 CEA Gambell T21_1 Line Design.dwg SHEET 12 OF 20

CEA / GCI JOINT WORK DESIGN

CEA JOINT WORK (CEA CONTRACTOR)

1.) JOINT BORE W CEA (CEA CONTRACTOR). PLACE NEW (2)4" GCI HDPE W/ NEW LOCATABLE PULL ROPE.

2.) JOINT BORE W CEA (CEA CONTRACTOR). PLACE NEW (1)4" GCI HDPE W/ NEW LOCATABLE PULL ROPE. STUB UP NEW (1)4" HDPE CAPPED & SEALED WEATHERTIGHT ON BOTH ENDS. SWEEPING (1)4" HDPE OUT OF THE WAY LEAVING TAILS COILED UP FOR GCI CONTRACTOR TO TIE-IN.

3.) CEA CONTRACTOR TO TRENCH & PLACE NEW (4)4" HDPE W/ NEW LOCATABLE PULL ROPE. STUB UP NEW 4" HDPE CAPPED & SEALED WEATHERTIGHT. SWEEPING 4" HDPE OUT OF THE WAY LEAVING TAILS COILED UP FOR GCI CONTRACTOR TO SWEEP INTO EXISTING VAULT.

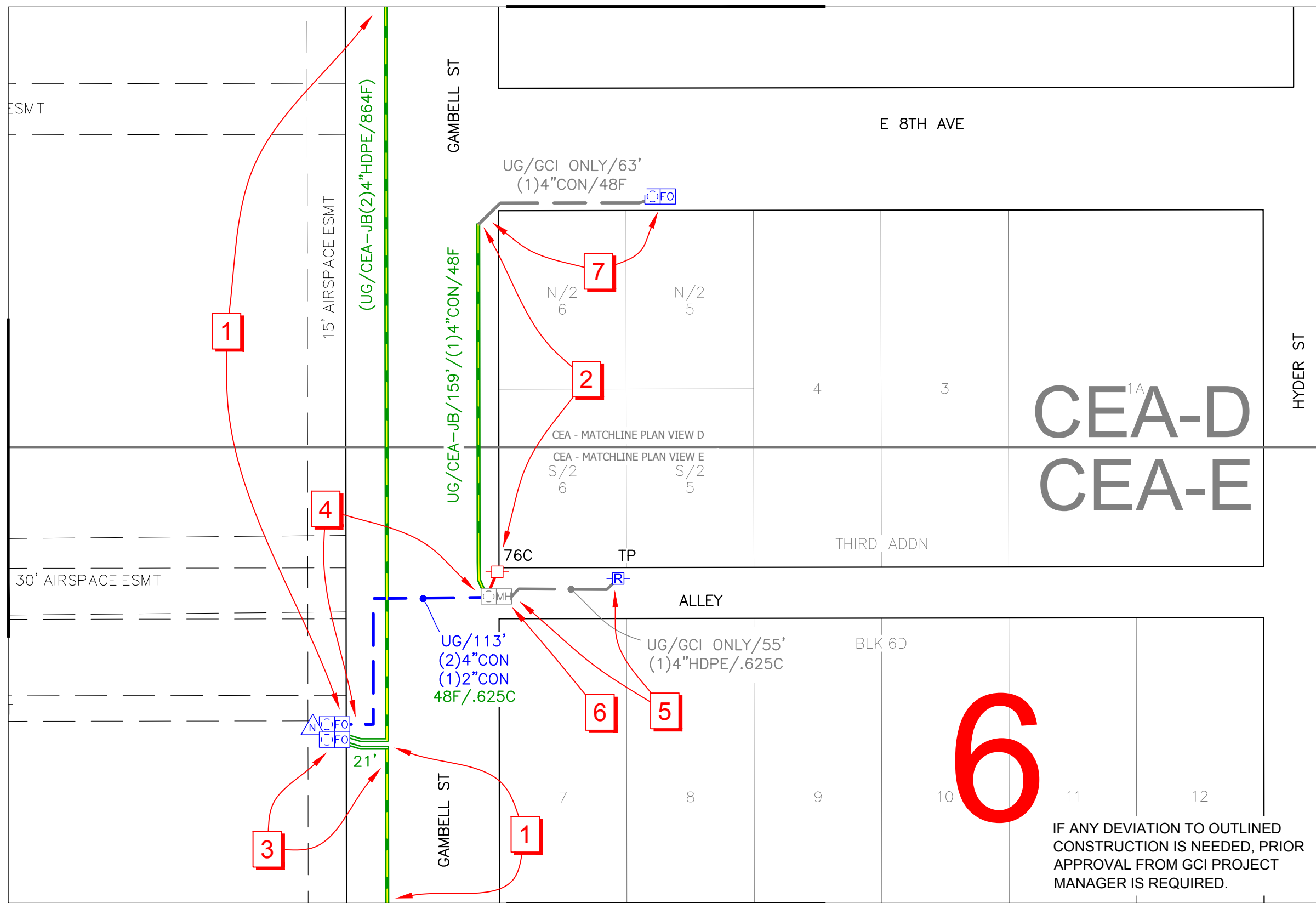
**GCI ONLY WORK (GCI CONTRACTOR)
(SEE 1-LINE DESIGN FOR ADDITIONAL INFO).**

4.) GCI CONTRACTOR TO PROOF EXISTING CONDUIT TO VERIFY CLEAR PATH FOR CABLE PLACEMENT.

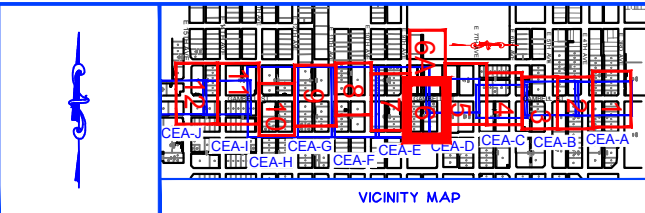
5.) GCI CONTRACTOR TO TRENCH & PLACE NEW (1)4" HDPE W/ NEW LOCATABLE PULL ROPE & BUILD NEW (1)4" GCI RISER. CAP & SEAL HDPE WEATHERTIGHT.

6.) GCI CONTRACTOR TO PLACE NEW GCI MANHOLE OVER EXISTING CONDUIT AND SWEEPING IN NEWLY PLACED CONDUIT. CAP & SEAL HDPE WEATHERTIGHT.

7.) GCI CONTRACTOR TO TRENCH & PLACE NEW (1)4" HDPE W/ NEW LOCATABLE PULL ROPE. TIE IN TO (1)4" HDPE PLACED BY CEA CONTRACTOR AND EXISTING GCI VAULT. CAP & SEAL HDPE WEATHERTIGHT.



DRAWN BY:	JARED PRAGEL	DATE:	Apr 17, 2026 - 4:18pm
PROJECT ENGINEER:	NICK WILLIAMS	ACCT:	111551.01
NO.	DESIGN/CONSTRUCTION/ASBUILT REVISION	DWN BY/DATE	
1	PRELIMINARY DESIGN	JDP 02-08-24	
2	CEA / GCI JOINT WORK BID PACKAGE - WMS	JDP 04-09-26	
3			
4			
5			
6			
7			

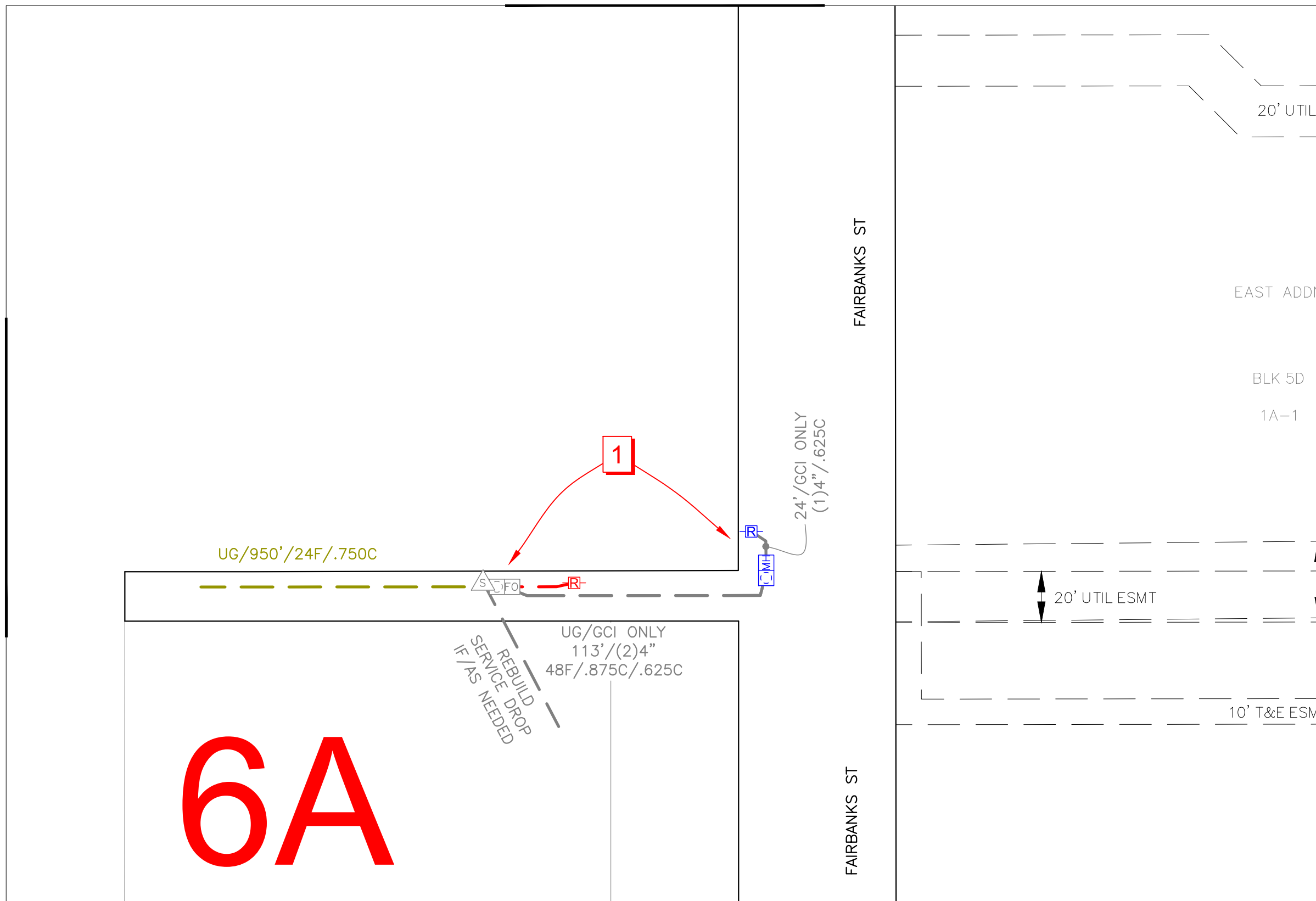


YELLOW	EXISTING FACILITIES TO REMAIN	BROWN	NON-PARTICIPATING
RED	EXISTING FACILITIES TO BE RETIRED	PURPLE	TEMPORARY
GREEN	NEW FACILITIES	BLUE	EXISTING FACILITY TO BE ADJUSTED
ORANGE	BETTERMENTS	WHITE/BLACK	NOTES

PROJECT NAME:	ER#23436 / WO# 20-0309/ ADOT# 00502
	GAMBELL ST T21 OH to UG 3RD AVE to 16TH AVE
GRIDS:	1231, 1232, 1331, 1332, 1431, & 1432
DRAWING NAME:	20-0309 CEA Gambell T21_1 Line Design.dwg
SCALE:	NTS
SHEET	13 OF 20

**CEA / GCI JOINT WORK
DESIGN**

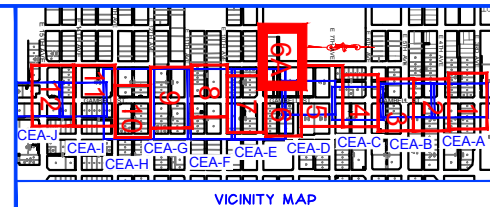
1.) GCI ONLY BORE/TRENCH WORK TO BE COMPLETED BY GCI CONTRACTOR. SEE 1-LINE DESIGN.



6A

IF ANY DEVIATION TO OUTLINED CONSTRUCTION IS NEEDED, PRIOR APPROVAL FROM GCI PROJECT MANAGER IS REQUIRED.

DRAWN BY:	JARED PRAGEL	DATE:	Apr 17, 2026 - 4:18pm
PROJECT ENGINEER:	NICK WILLIAMS	ACCT:	111551.01
NO.	DESIGN/CONSTRUCTION/ASBUILT	REVISION	DWN BY/DATE
1	PRELIMINARY DESIGN		JDP 02-08-24
2	CEA / GCI JOINT WORK BID PACKAGE - WMS		JDP 04-09-26
3			
4			
5			
6			
7			



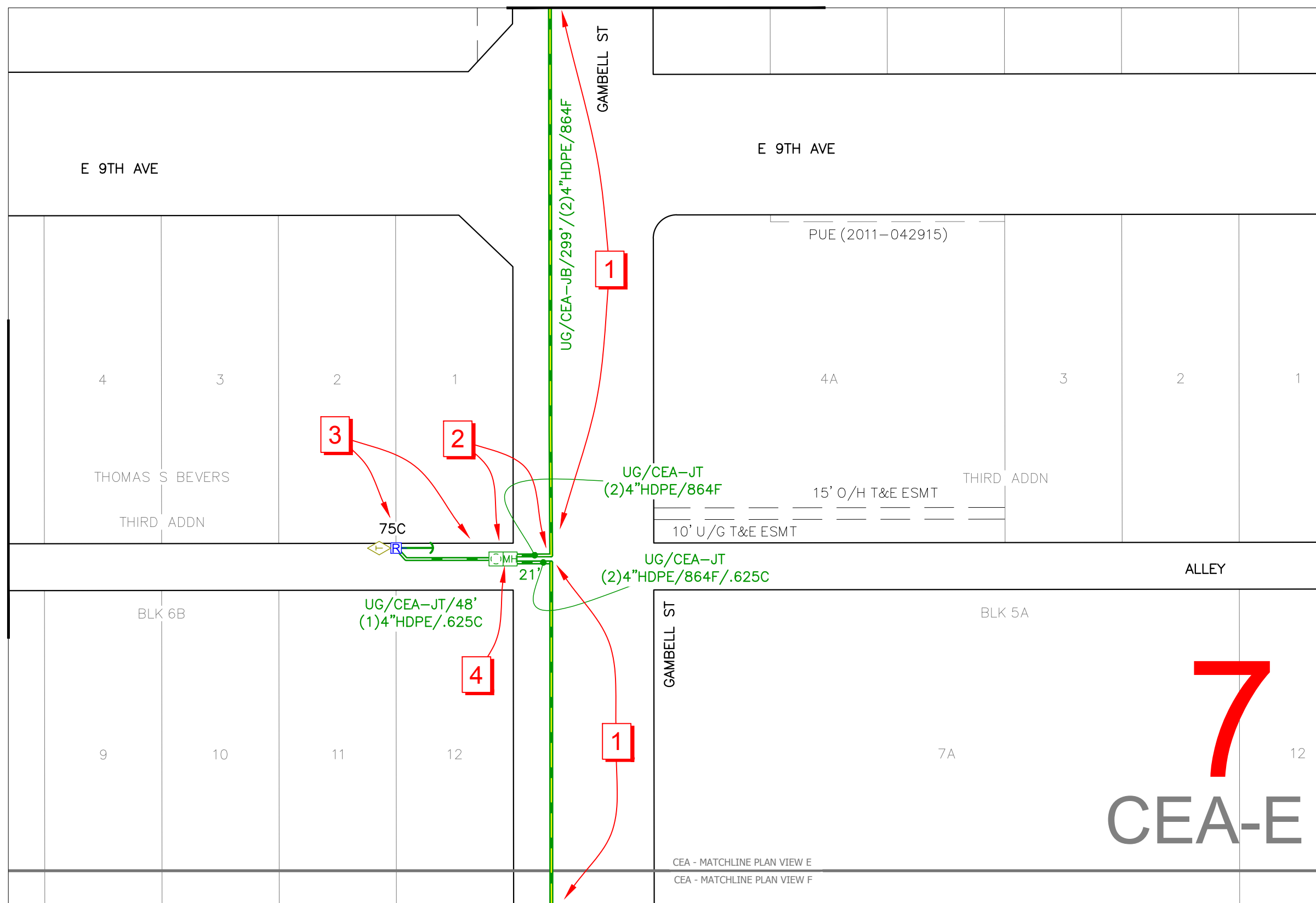
YELLOW	EXISTING FACILITIES TO REMAIN	BROWN	NON-PARTICIPATING
RED	EXISTING FACILITIES TO BE RETIRED	PURPLE	TEMPORARY
GREEN	NEW FACILITIES	BLUE	EXISTING FACILITY TO BE ADJUSTED
ORANGE	BETTERMENTS	WHITE/BLACK	NOTES

PROJECT NAME:	ER#23436 / WO# 20-0309/ ADOT# 00502
GAMBELL ST T21 OH to UG 3RD AVE to 16TH AVE	
GRIDS:	1231, 1232, 1331, 1332, 1431, & 1432
DRAWING NAME:	20-0309 CEA Gambell T21_1 Line Design.dwg
SCALE:	NTS
SHEET	14 OF 20

**CEA / GCI JOINT WORK
DESIGN**

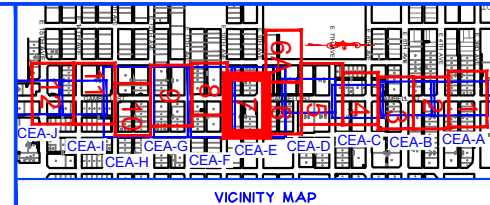
CEA JOINT WORK (CEA CONTRACTOR)

- 1.) JOINT BORE W CEA (CEA CONTRACTOR). PLACE NEW (2)4" GCI HDPE W/ NEW LOCATABLE PULL ROPE.
- 2.) CEA CONTRACTOR TO TRENCH & PLACE NEW (4)4" HDPE W/ NEW LOCATABLE PULL ROPE.
- 3.) CEA CONTRACTOR TO TRENCH & PLACE NEW (1)4" HDPE W/ NEW LOCATABLE PULL ROPE & BUILD NEW (1)4" GCI RISER. CAP & SEAL HDPE WEATHERTIGHT.
- 4.) CEA CONTRACTOR TO PLACE NEW GCI MANHOLE. SWEEP IN NEWLY PLACED 4" HDPE. CAP & SEAL HDPE WEATHERTIGHT.



IF ANY DEVIATION TO OUTLINED CONSTRUCTION IS NEEDED, PRIOR APPROVAL FROM GCI PROJECT MANAGER IS REQUIRED.

DRAWN BY:	JARED PRAGEL	DATE:	Apr 17, 2026 - 4:18pm
PROJECT ENGINEER:	NICK WILLIAMS	ACCT:	111551.01
NO.	DESIGN/CONSTRUCTION/ASBUILT	REVISION	DWN BY/DATE
1	PRELIMINARY DESIGN		JDP 02-08-24
2	CEA / GCI JOINT WORK BID PACKAGE - WMS		JDP 04-09-26
3			
4			
5			
6			
7			



YELLOW	EXISTING FACILITIES TO REMAIN	BROWN	NON-PARTICIPATING
RED	EXISTING FACILITIES TO BE RETIRED	PURPLE	TEMPORARY
GREEN	NEW FACILITIES	BLUE	EXISTING FACILITY TO BE ADJUSTED
ORANGE	BETTERMENTS	WHITE/BLACK	NOTES

PROJECT NAME:	ER#23436 / WO# 20-0309/ ADOT# 00502
	GAMBELL ST T21 OH to UG 3RD AVE to 16TH AVE
GRIDS:	1231, 1232, 1331, 1332, 1431, & 1432
DRAWING NAME:	20-0309 CEA Gambell T21_1 Line Design.dwg
SCALE:	NTS
SHEET	15 OF 20

CEA / GCI JOINT WORK DESIGN

CEA JOINT WORK (CEA CONTRACTOR)

1.) JOINT BORE W CEA (CEA CONTRACTOR). PLACE NEW (2)4" GCI HDPE W/ NEW LOCATABLE PULL ROPE.

2.) CEA CONTRACTOR TO BORE OR TRENCH & PLACE NEW (2)4" HDPE(1 SPARE) W/ NEW LOCATABLE PULL ROPE. CAP & SEAL HDPE WEATHERTIGHT.

3.) CEA CONTRACTOR TO PLACE NEW GCI VAULT. SWEEP IN NEWLY PLACED 4" HDPE. CAP & SEAL HDPE WEATHERTIGHT.

4.) CEA CONTRACTOR TO PLACE NEW GCI NODE PED. PLACING NEW (2)4" HDPE FROM NEW VAULT TO NEW PED. SWEEP IN NEWLY PLACED (1)4" HDPE FROM WEST. CAP & SEAL HDPE WEATHERTIGHT.

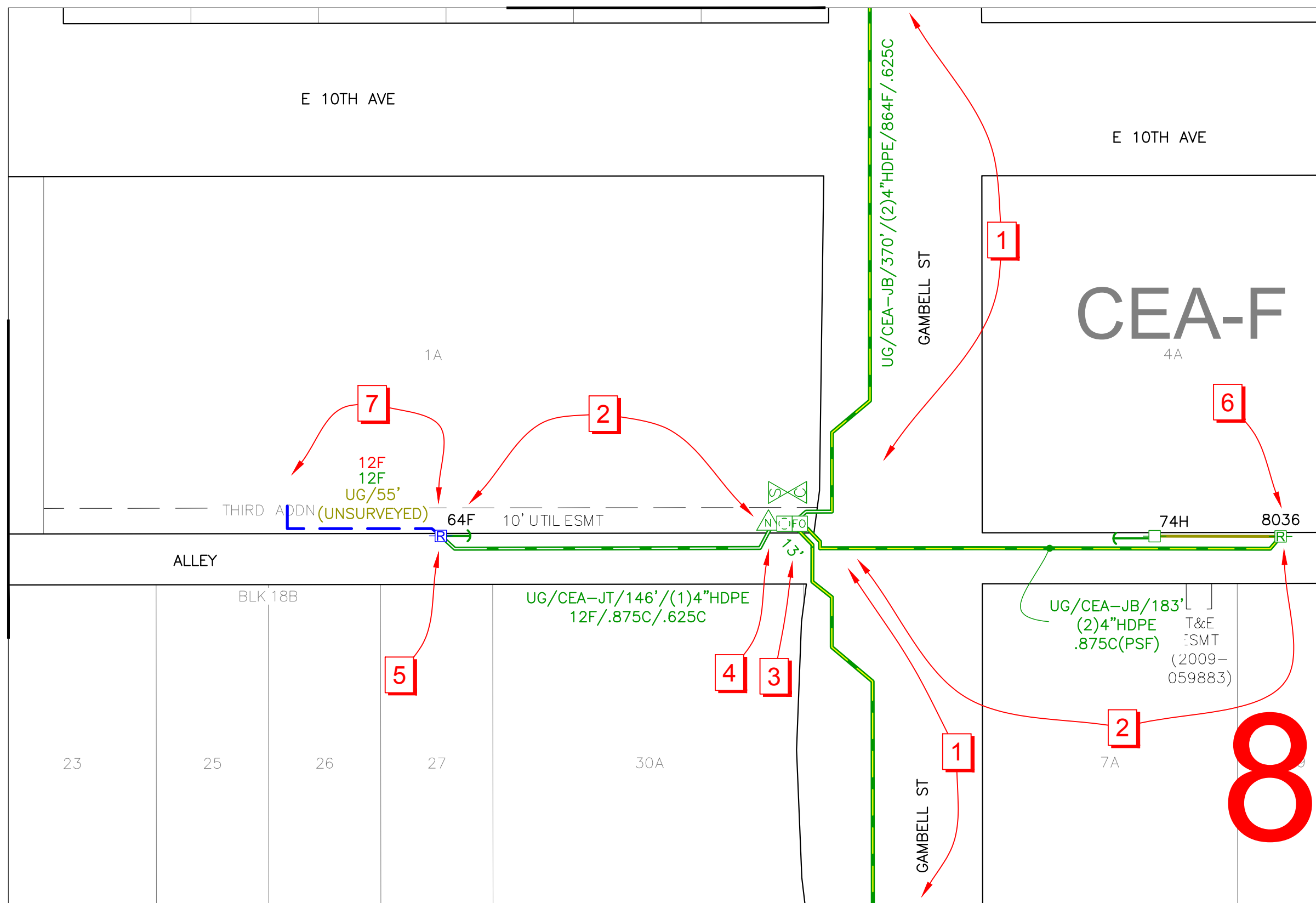
5.) CEA CONTRACTOR TO BUILD NEW (1)4" GCI RISER. CAP & SEAL CONDUIT WEATHERTIGHT.

6.) CEA CONTRACTOR TO BUILD NEW (2)4" GCI RISER. CAP & SEAL CONDUIT WEATHERTIGHT.

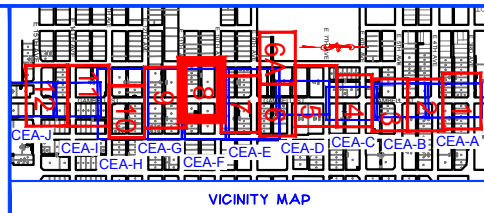

GCI ONLY WORK (GCI CONTRACTOR)

(SEE 1-LINE DESIGN FOR ADDITIONAL INFO).
7.) GCI ONLY WORK IN EXISTING CONDUIT.

IF ANY DEVIATION TO OUTLINED CONSTRUCTION IS NEEDED, PRIOR APPROVAL FROM GCI PROJECT MANAGER IS REQUIRED.



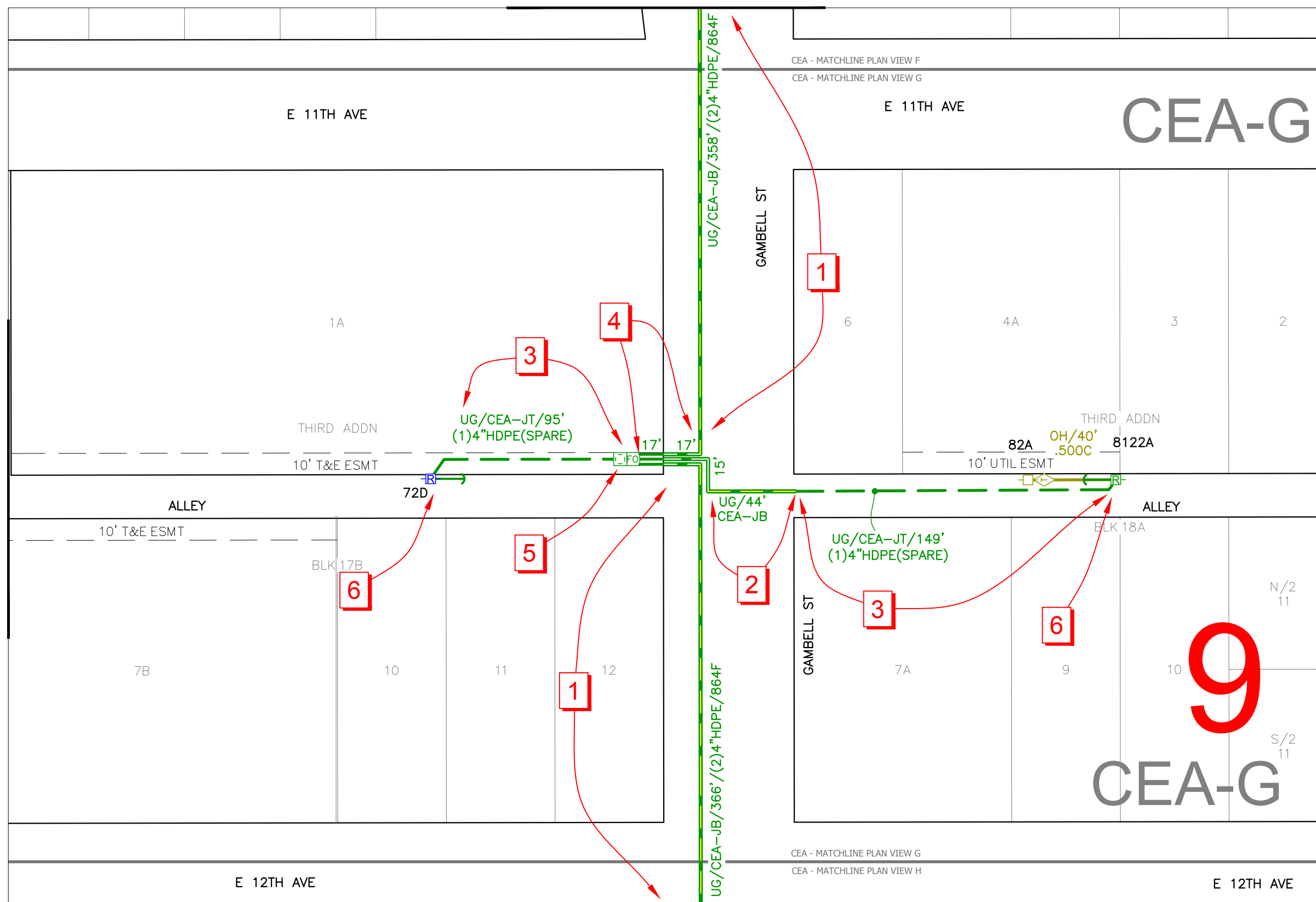
DRAWN BY:	JARED PRAGEL	DATE:	Apr 17, 2026 - 4:18pm
PROJECT ENGINEER:	NICK WILLIAMS	ACCT:	111551.01
NO.	DESIGN/CONSTRUCTION/ASBUILT REVISION	DWN BY/DATE	
1	PRELIMINARY DESIGN	JDP 02-08-24	
2	CEA / GCI JOINT WORK BID PACKAGE - WMS	JDP 04-09-26	
3			
4			
5			
6			
7			



 YELLOW	EXISTING FACILITIES TO REMAIN	 BROWN	NON-PARTICIPATING
 RED	EXISTING FACILITIES TO BE RETIRED	 PURPLE	TEMPORARY
 GREEN	NEW FACILITIES	 BLUE	EXISTING FACILITY TO BE ADJUSTED
 ORANGE	BETTERMENTS	 WHITE/BLACK	NOTES

PROJECT NAME:	ER#23436 / WO# 20-0309/ ADOT# 00502
	GAMBELL ST T21 OH to UG 3RD AVE to 16TH AVE
GRIDS:	1231, 1232, 1331, 1332, 1431, & 1432
DRAWING NAME:	20-0309 CEA Gambell T21_1 Line Design.dwg
SCALE:	NTS
SHEET	16 OF 20

**CEA / GCI JOINT WORK
DESIGN**

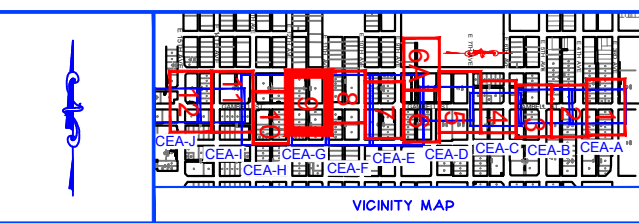


CEA JOINT WORK (CEA CONTRACTOR)

- 1.) JOINT BORE W CEA (CEA CONTRACTOR). PLACE NEW (2)4" GCI HDPE W/ NEW LOCATABLE PULL ROPE.
- 2.) CEA CONTRACTOR TO BORE & PLACE NEW (1)4" HDPE W/ NEW LOCATABLE PULL ROPE. CAP & SEAL HDPE WEATHERTIGHT.
- 3.) CEA CONTRACTOR TO TRENCH & PLACE NEW (1)4" HDPE W/ NEW LOCATABLE PULL ROPE. CAP & SEAL HDPE WEATHERTIGHT.
- 4.) CEA CONTRACTOR TO TRENCH & PLACE NEW (5)4" HDPE W/ NEW LOCATABLE PULL ROPE. CAP & SEAL HDPE WEATHERTIGHT.
- 5.) CEA CONTRACTOR TO PLACE NEW GCI VAULT. SWEEP IN NEWLY PLACED 4" HDPE. CAP & SEAL HDPE WEATHERTIGHT.
- 6.) CEA CONTRACTOR TO BUILD NEW (1)4" GCI RISER. CAP & SEAL CONDUIT WEATHERTIGHT.

IF ANY DEVIATION TO OUTLINED CONSTRUCTION IS NEEDED, PRIOR APPROVAL FROM GCI PROJECT MANAGER IS REQUIRED.

DRAWN BY:	JARED PRAGEL	DATE:	Apr 17, 2026 - 4:18pm
PROJECT ENGINEER:	NICK WILLIAMS	ACCT:	111551.01
NO.	DESIGN/CONSTRUCTION/ASBUILT	REVISION	DWN BY/DATE
1	PRELIMINARY DESIGN		JDP 02-08-24
2	CEA / GCI JOINT WORK BID PACKAGE - WMS		JDP 04-09-26
3			
4			
5			
6			
7			



YELLOW	EXISTING FACILITIES TO REMAIN	BROWN	NON-PARTICIPATING
RED	EXISTING FACILITIES TO BE RETIRED	PURPLE	TEMPORARY
GREEN	NEW FACILITIES	BLUE	EXISTING FACILITY TO BE ADJUSTED
ORANGE	BETTERMENTS	WHITE/BLACK	NOTES

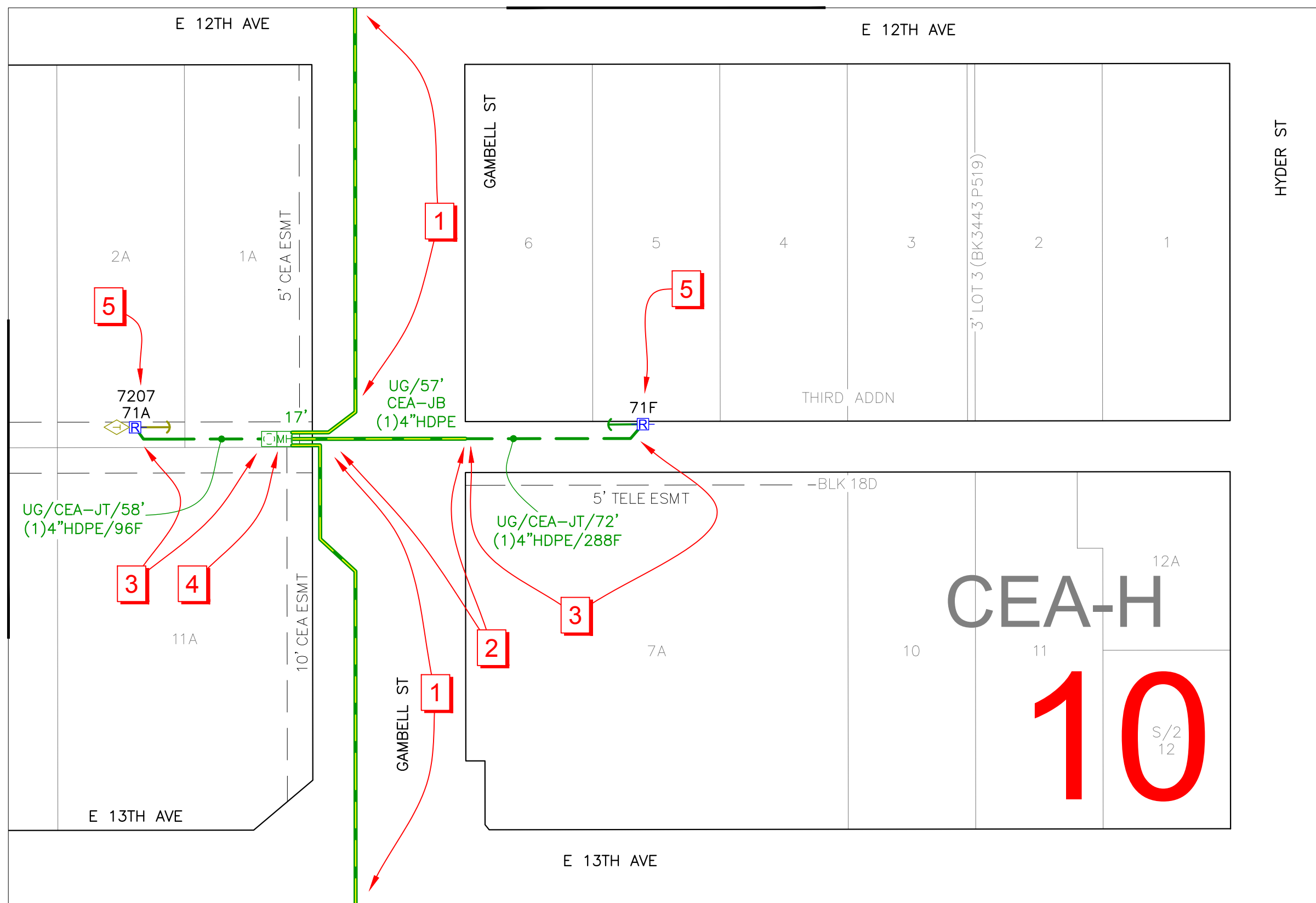
PROJECT NAME:	ER#23436 / WO# 20-0309/ ADOT# 00502
	GAMBELL ST T21 OH to UG 3RD AVE to 16TH AVE
GRIDS:	1231, 1232, 1331, 1332, 1431, & 1432
DRAWING NAME:	20-0309 CEA Gambell T21_1 Line Design.dwg
SCALE:	NTS
SHEET	17 OF 20

**CEA / GCI JOINT WORK
DESIGN**

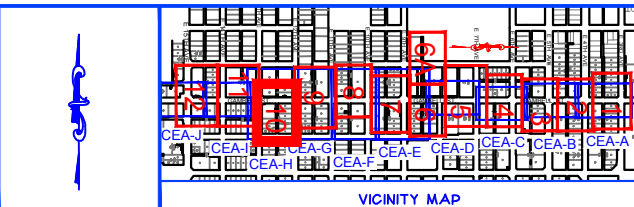
CEA JOINT WORK (CEA CONTRACTOR)

- 1.) JOINT BORE W CEA (CEA CONTRACTOR). PLACE NEW (2)4" GCI HDPE W/ NEW LOCATABLE PULL ROPE.
- 2.) CEA CONTRACTOR TO BORE & PLACE NEW (1)4" HDPE W/ NEW LOCATABLE PULL ROPE. CAP & SEAL HDPE WEATHERTIGHT.
- 3.) CEA CONTRACTOR TO TRENCH & PLACE NEW (1)4" HDPE W/ NEW LOCATABLE PULL ROPE. CAP & SEAL HDPE WEATHERTIGHT.
- 4.) CEA CONTRACTOR TO PLACE NEW GCI VAULT. SWEEP IN NEWLY PLACED 4" HDPE. CAP & SEAL HDPE WEATHERTIGHT.
- 5.) CEA CONTRACTOR TO BUILD NEW (1)4" GCI RISER. CAP & SEAL CONDUIT WEATHERTIGHT.

IF ANY DEVIATION TO OUTLINED CONSTRUCTION IS NEEDED, PRIOR APPROVAL FROM GCI PROJECT MANAGER IS REQUIRED.



DRAWN BY: JARED PRAGEL		DATE: Apr 17, 2026 - 4:18pm	
PROJECT ENGINEER: NICK WILLIAMS		ACCT: 111551.01	
NO.	DESIGN/CONSTRUCTION/ASBUILT REVISION	DWN BY/DATE	
1	PRELIMINARY DESIGN	JDP 02-08-24	
2	CEA / GCI JOINT WORK BID PACKAGE - WMS	JDP 04-09-26	
3			
4			
5			
6			
7			

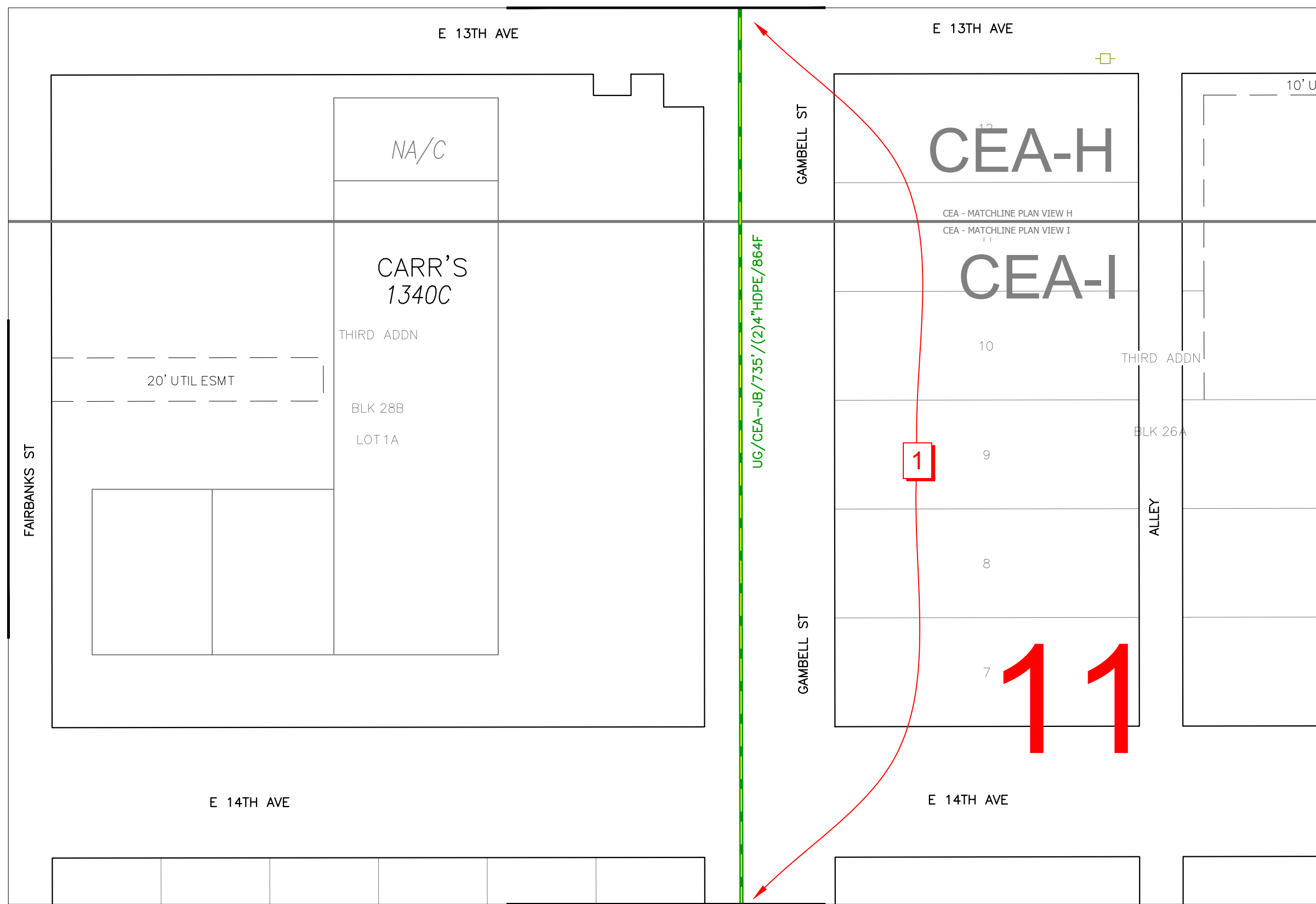


YELLOW	EXISTING FACILITIES TO REMAIN	BROWN	NON-PARTICIPATING
RED	EXISTING FACILITIES TO BE RETIRED	PURPLE	TEMPORARY
GREEN	NEW FACILITIES	BLUE	EXISTING FACILITY TO BE ADJUSTED
ORANGE	BETTERMENTS	WHITE/BLACK	NOTES

PROJECT NAME:	
ER#23436 / WO# 20-0309/ ADOT# 00502	
GAMBELL ST T21 OH to UG	
3RD AVE to 16TH AVE	
GRIDS: 1231, 1232, 1331, 1332, 1431, & 1432	SCALE: NTS
DRAWING NAME:	SHEET
20-0309 CEA Gambell T21_1 Line Design.dwg	18 OF 20

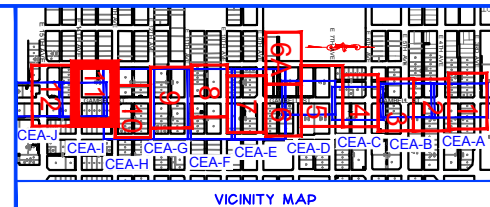
**CEA / GCI JOINT WORK
DESIGN**

CEA JOINT WORK (CEA CONTRACTOR)
1.) JOINT BORE W CEA (CEA CONTRACTOR). PLACE NEW (2)4" GCI HDPE W/ NEW LOCATABLE PULL ROPE.



IF ANY DEVIATION TO
OUTLINED CONSTRUCTION IS
NEEDED, PRIOR APPROVAL
FROM GCI PROJECT MANAGER
IS REQUIRED.

DRAWN BY:	JARED PRAGEL	DATE:	Apr 17, 2026 - 4:18pm
PROJECT ENGINEER:	NICK WILLIAMS	ACCT:	111551.01
NO.	DESIGN/CONSTRUCTION/ASBUILT REVISION	DWN BY/DATE	
1	PRELIMINARY DESIGN	JDP 02-08-24	
2	CEA / GCI JOINT WORK BID PACKAGE - WMS	JDP 04-09-26	
3			
4			
5			
6			
7			



YELLOW	EXISTING FACILITIES TO REMAIN	BROWN	NON-PARTICIPATING
RED	EXISTING FACILITIES TO BE RETIRED	PURPLE	TEMPORARY
GREEN	NEW FACILITIES	BLUE	EXISTING FACILITY TO BE ADJUSTED
ORANGE	BETTERMENTS	WHITE/BLACK	NOTES

PROJECT NAME:	ER#23436 / WO# 20-0309/ ADOT# 00502
	GAMBELL ST T21 OH to UG 3RD AVE to 16TH AVE
GRIDS: 1231, 1232, 1331, 1332, 1431, & 1432	SCALE: NTS
DRAWING NAME: 20-0309 CEA Gambell T21_1 Line Design.dwg	SHEET 19 OF 20

CEA / GCI JOINT WORK DESIGN

CEA JOINT WORK (CEA CONTRACTOR)

1.) JOINT BORE W CEA (CEA CONTRACTOR). PLACE NEW (2)4" GCI HDPE W/ NEW LOCATABLE PULL ROPE. STUB UP NEW (2)4" HDPE CAPPED & SEALED WEATHERTIGHT. SWEEPING 4" HDPE OUT OF THE WAY LEAVING TAILS COILED UP FOR GCI CONTRACTOR TO SWEEP INTO NEW MANHOLE.

GCI ONLY WORK (GCI CONTRACTOR) (SEE 1-LINE DESIGN FOR ADDITIONAL INFO).

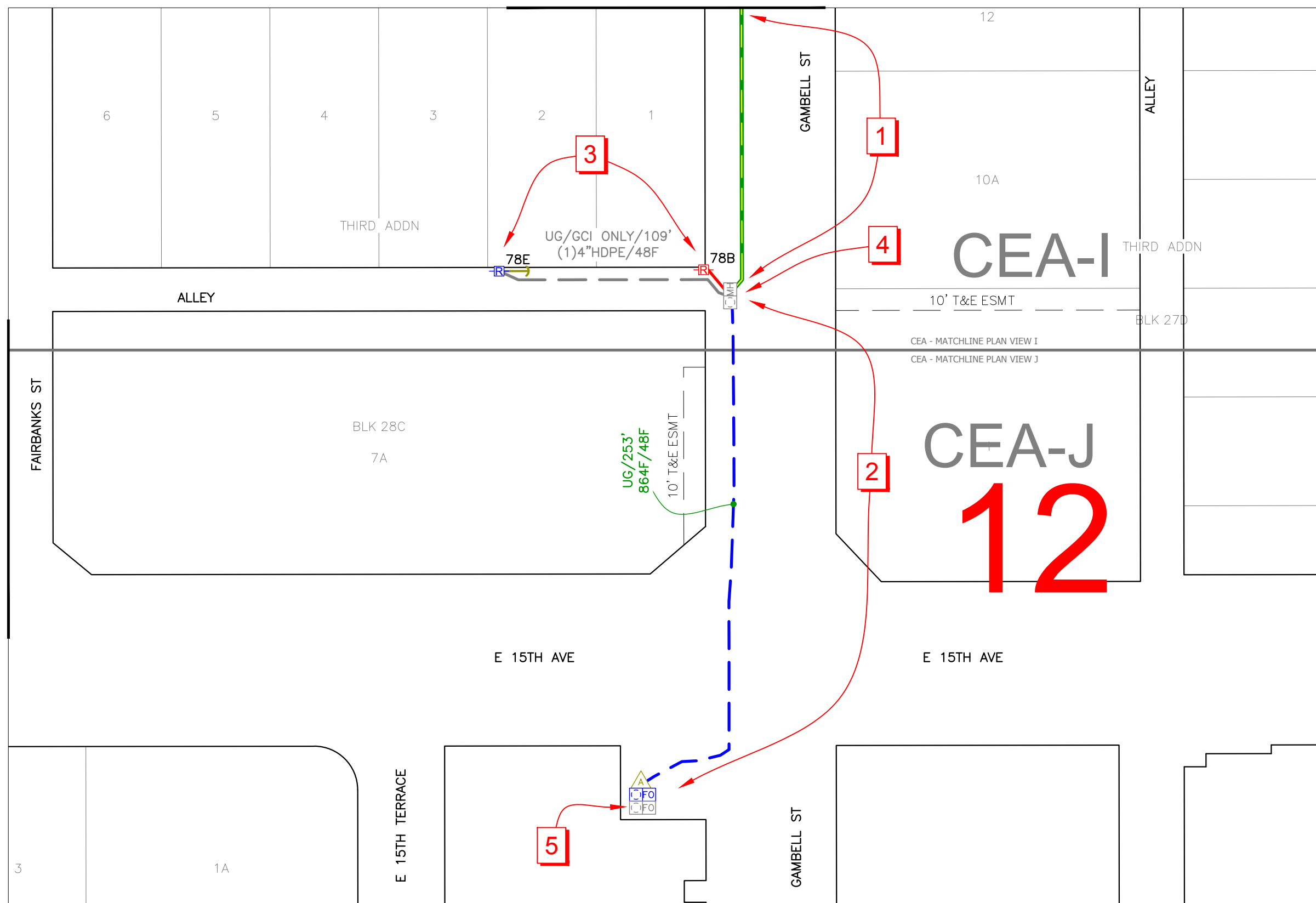
2.) GCI CONTRACTOR TO PROOF EXISTING CONDUIT TO VERIFY CLEAR PATH FOR CABLE PLACEMENT.

3.) GCI CONTRACTOR TO TRENCH & PLACE NEW (1)4" HDPE W/ NEW LOCATABLE PULL ROPE & BUILD NEW (1)4" GCI RISER. CAP & SEAL HDPE WEATHERTIGHT.

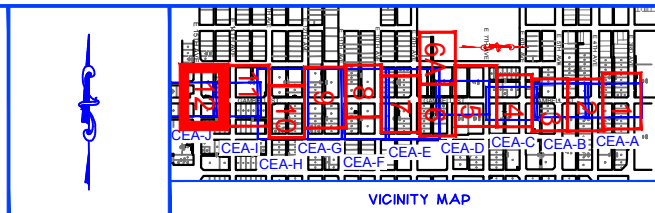
4.) GCI CONTRACTOR TO PLACE NEW GCI MANHOLE SWEEPING IN NEWLY PLACED CONDUIT. CAP & SEAL HDPE WEATHERTIGHT.

5.) GCI CONTRACTOR TO PLACE NEW GCI VAULT. PLACE (2)4"HDPE FROM NEW VAULT TO EXISTING VAULT. CAP & SEAL HDPE WEATHERTIGHT.

IF ANY DEVIATION TO OUTLINED CONSTRUCTION IS NEEDED, PRIOR APPROVAL FROM GCI PROJECT MANAGER IS REQUIRED.



DRAWN BY:	JARED PRAGEL	DATE:	Apr 17, 2026 - 4:18pm
PROJECT ENGINEER:	NICK WILLIAMS	ACCT:	111551.01
NO.	DESIGN/CONSTRUCTION/ASBUILT REVISION	DWN BY/DATE	
1	PRELIMINARY DESIGN	JDP 02-08-24	
2	CEA / GCI JOINT WORK BID PACKAGE - WMS	JDP 04-09-26	
3			
4			
5			
6			
7			



 YELLOW	EXISTING FACILITIES TO REMAIN	 BROWN	NON-PARTICIPATING
 RED	EXISTING FACILITIES TO BE RETIRED	 PURPLE	TEMPORARY
 GREEN	NEW FACILITIES	 BLUE	EXISTING FACILITY TO BE ADJUSTED
 ORANGE	BETTERMENTS	 WHITE/BLACK	NOTES

PROJECT NAME:	ER#23436 / WO# 20-0309/ ADOT# 00502
	GAMBELL ST T21 OH to UG 3RD AVE to 16TH AVE
GRIDS:	1231, 1232, 1331, 1332, 1431, & 1432
DRAWING NAME:	20-0309 CEA Gambell T21_1 Line Design.dwg
SCALE:	NTS
SHEET	20 OF 20