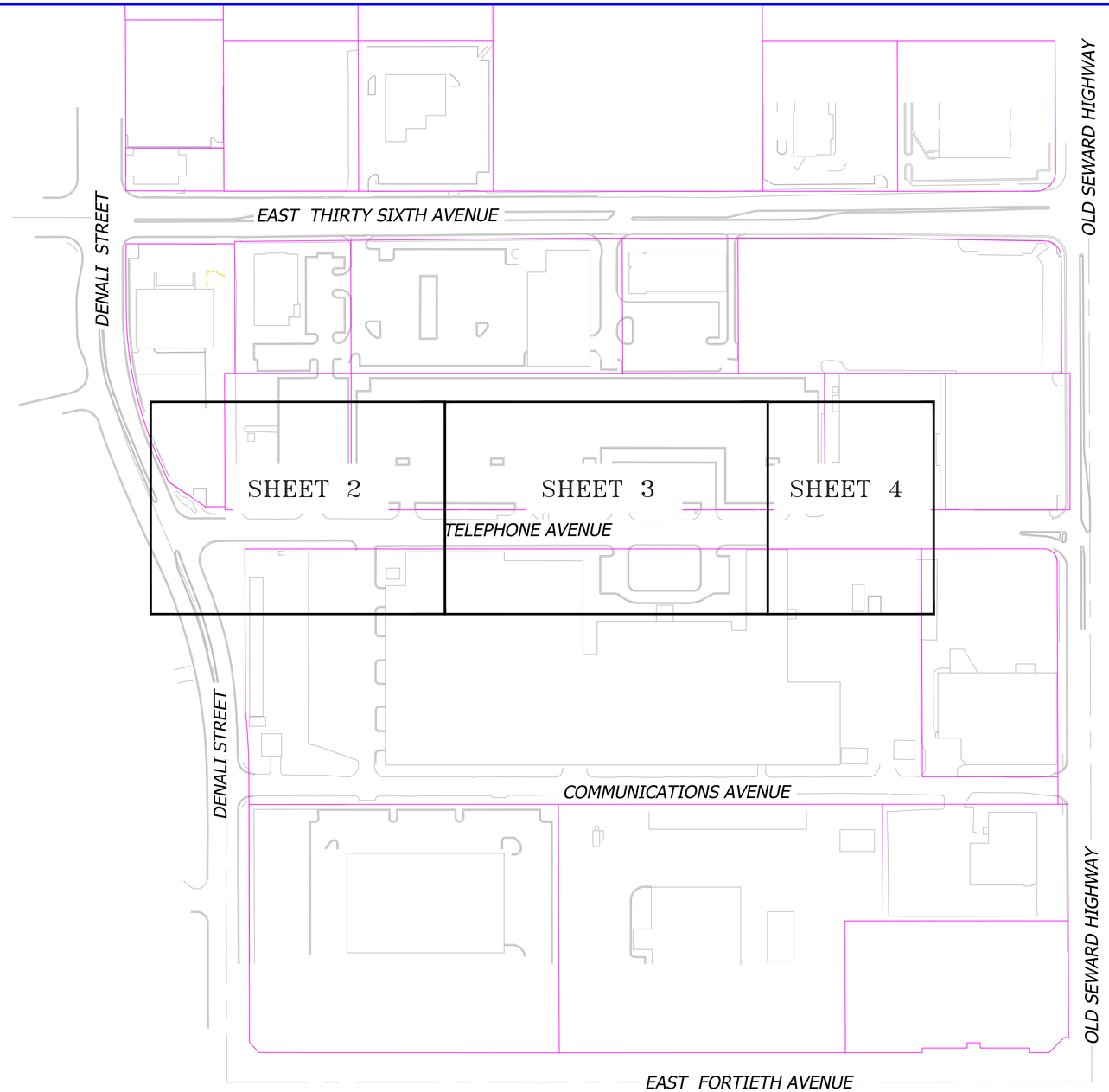

VICINITY MAP

POLE CONTACT RECORD		
LOCATION	ATU	CATV
INITIAL/DATE		

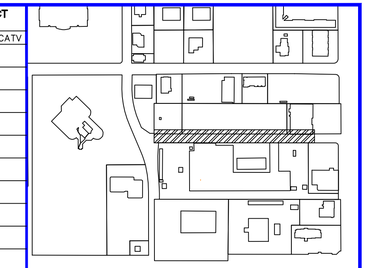

Vicinity Map
N.T.S.

CONDUCTOR DATA

Manuf.	Manuf.
Manuf. Date	Manuf. Date
Volt Rating	Volt Rating
Insul. Type	Insul. Type
Insul. Size	Insul. Size
Cond. Size/Type	Cond. Size/Type
Quantity in Feet	Quantity in Feet
Manuf.	Manuf.
Manuf. Date	Manuf. Date
Volt Rating	Volt Rating
Insul. Type	Insul. Type
Insul. Size	Insul. Size
Cond. Size/Type	Cond. Size/Type
Quantity in Feet	Quantity in Feet

CALL BEFORE YOU DIG!

LOCATE CALL CENTER OF ALASKA (LCCA)
ANCHORAGE AREA..... 278–3121
STATEWIDE..... 800–478–3121
AT&T ALASCOM INC. 264–8465
ALASKA RAILROAD UTILITIES..... 265–2457
ALYESKA CABLE TV (GIRDWOOD)..... 783–2982
KULIS AIR BASE..... 249–1499
MILITARY PETROLEUM FUEL LINES..... 552–2334
OR 552–5342
STATE STORM DRAINS & STREET LIGHTS..... 333–2411

CONSTRUCTION LEGEND

NEW		EXISTING
	PADMOUNT TRANSFORMER	
	PEDESTAL	
	POWER POLE	
	STREET LIGHT	
	WARNING POST	
	1ø U.G. PRI. CONDUCTOR	
	3ø U.G. PRI. CONDUCTOR	
	U.G. SECONDARY CONDUCT.	
	U.G. STREET LIGHT CONDUCT.	
	1ø O.H. CONDUCTOR	
	3ø O.H. CONDUCTOR	
M	PRIMARY METER	
V	VAULT	
	SPARE CONDUIT	
	CONDUIT W/ CONDUCTOR	
S	SWITCH CABINET	S

R.O.W. LEGEND

R.O.W. LINE
CENTERLINE OF TRENCH

UNLESS OTHERWISE NOTED
CHUGACH FACILITIES WILL BE
INSTALLED AS SHOWN BELOW

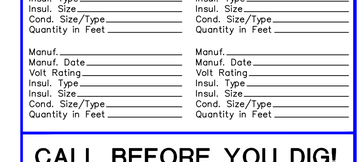

Typical Staking
N.T.S.

PROJECT: TELEPHONE AVE CR
DESIGNER/PROJECT ENGINEER: M. SALVANERA W.O. #: E2414322

NO.	DESIGN/CONSTRUCTION/ASBUILT REVISION	DWN BY/DATE	REVIEWED (MGR/SUPV)/DATE	APPROVED (DIRECTOR)/DATE
1	ISSUED FOR FINAL	MS 12/19/24	12/19/24	

ENG. STAMP

Chugach Electric Association, Inc.
5601 Electron Drive - P.O. Box 196300
Anchorage, Alaska 99519-6300

DRAWING NAME:

TELEPHONE AVE
CABLE REPLACEMENT
GRIDS: 1731 MAPS: 1303-30D
FEEDER: SUB 16 FEEDER 5,6,7,8

W.O. NO.:
C.W.P. REF. NO.: E2414322

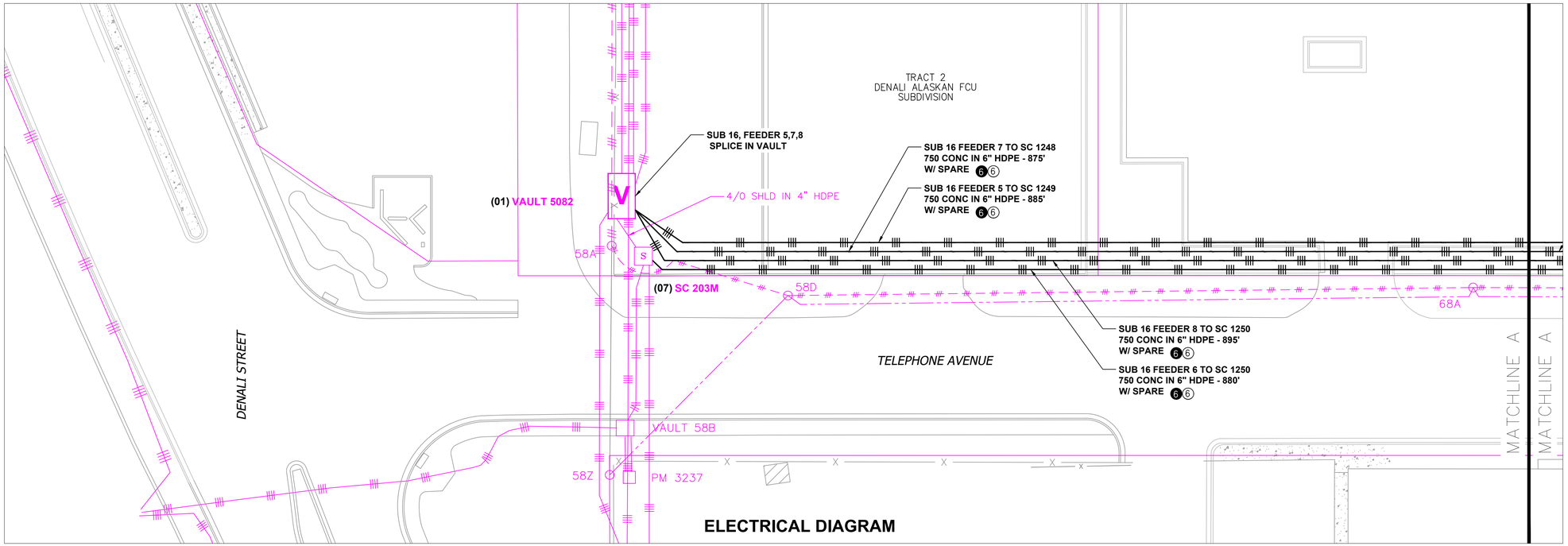

ELECTRICAL DIAGRAM

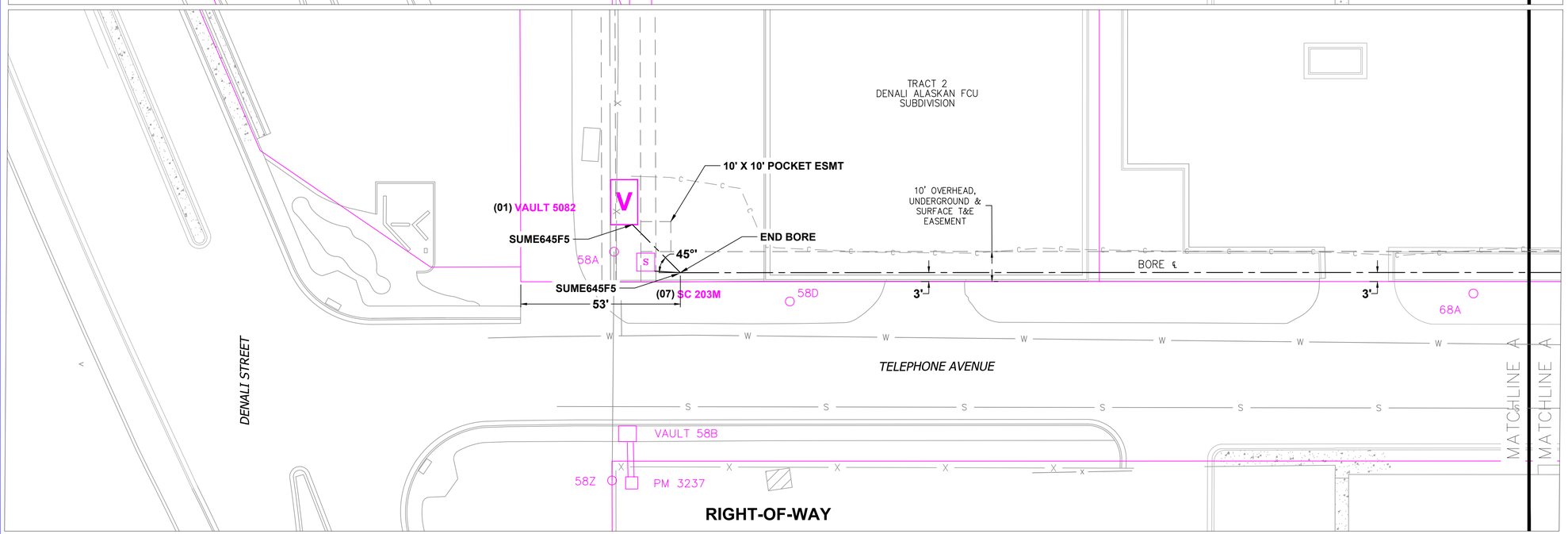

RIGHT-OF-WAY

0 20 40 Feet

POLE CONTACT RECORD		
LOCATION	ATU	CATV
INITIAL/DATE		

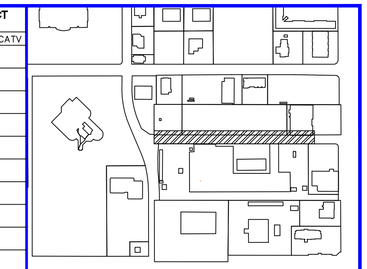

Vicinity Map
N.T.S.

CONDUCTOR DATA

Manuf.	Manuf.
Manuf. Date	Manuf. Date
Volt Rating	Volt Rating
Insul. Type	Insul. Type
Insul. Size	Insul. Size
Cond. Size/Type	Cond. Size/Type
Quantity in Feet	Quantity in Feet
Manuf.	Manuf.
Manuf. Date	Manuf. Date
Volt Rating	Volt Rating
Insul. Type	Insul. Type
Insul. Size	Insul. Size
Cond. Size/Type	Cond. Size/Type
Quantity in Feet	Quantity in Feet

CALL BEFORE YOU DIG!

LOCATE CALL CENTER OF ALASKA (LCCA)
ANCHORAGE AREA..... 278–3121
STATEWIDE..... 800–478–3121
AT&T ALASCOM INC. 264–8465
ALASKA RAILROAD UTILITIES..... 265–2457
ALYESKA CABLE TV (GIRDWOOD)..... 783–2982
KULIS AIR BASE..... 249–1499
MILITARY PETROLEUM FUEL LINES..... 552–2334
OR 552–5342
STATE STORM DRAINS & STREET LIGHTS..... 333–2411

CONSTRUCTION LEGEND

NEW		EXISTING
	PADMOUNT TRANSFORMER	
	PEDESTAL	
	POWER POLE	
	STREET LIGHT	
	WARNING POST	
	1ø U.G. PRI. CONDUCTOR	
	3ø U.G. PRI. CONDUCTOR	
	U.G. SECONDARY CONDUCT.	
	U.G. STREET LIGHT CONDUCT.	
	1ø O.H. CONDUCTOR	
	3ø O.H. CONDUCTOR	
M	PRIMARY METER	
V	VAULT	
	SPARE CONDUIT	
	CONDUIT W/ CONDUCTOR	
S	SWITCH CABINET	S

R.O.W. LEGEND

R.O.W. LINE
CENTERLINE OF TRENCH

UNLESS OTHERWISE NOTED
CHUGACH FACILITIES WILL BE
INSTALLED AS SHOWN BELOW

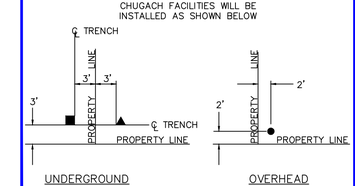

UNDERGROUND OVERHEAD

Typical Staking
N.T.S.

PROJECT: **TELEPHONE AVE CR**
DESIGNER/PROJECT ENGINEER: **M. SALVANERA** W.O. #: **E2414322**

NO.	DESIGN/CONSTRUCTION/ASBUILT REVISION	DWN BY/DATE	REVIEWED (MGR/SUPV)/DATE	APPROVED (DIRECTOR)/DATE
1	ISSUED FOR FINAL	MS 12/19/24	BJ 12/19/24	

ENG. STAMP

CHUGACH
POWERING ALASKA'S FUTURE

Chugach Electric Association, Inc.
5601 Electron Drive - P.O. Box 196300
Anchorage, Alaska 99519-6300

DRAWING NAME:

TELEPHONE AVE
CABLE REPLACEMENT
GRIDS: 1731 MAPS: 1303-30D
FEEDER: SUB 16 FEEDER 5,6,7,8

W.O. NO.:
C.W.P. REF. NO.: **E2414322**

SHEET 2 OF 11

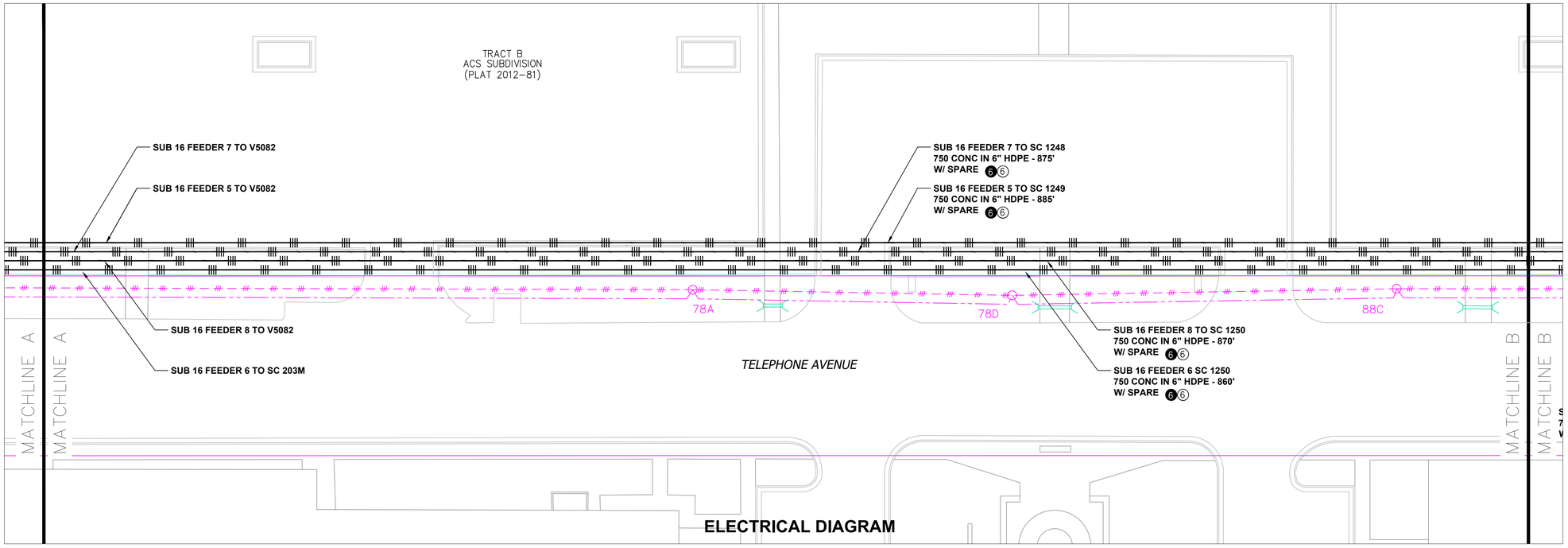

ELECTRICAL DIAGRAM

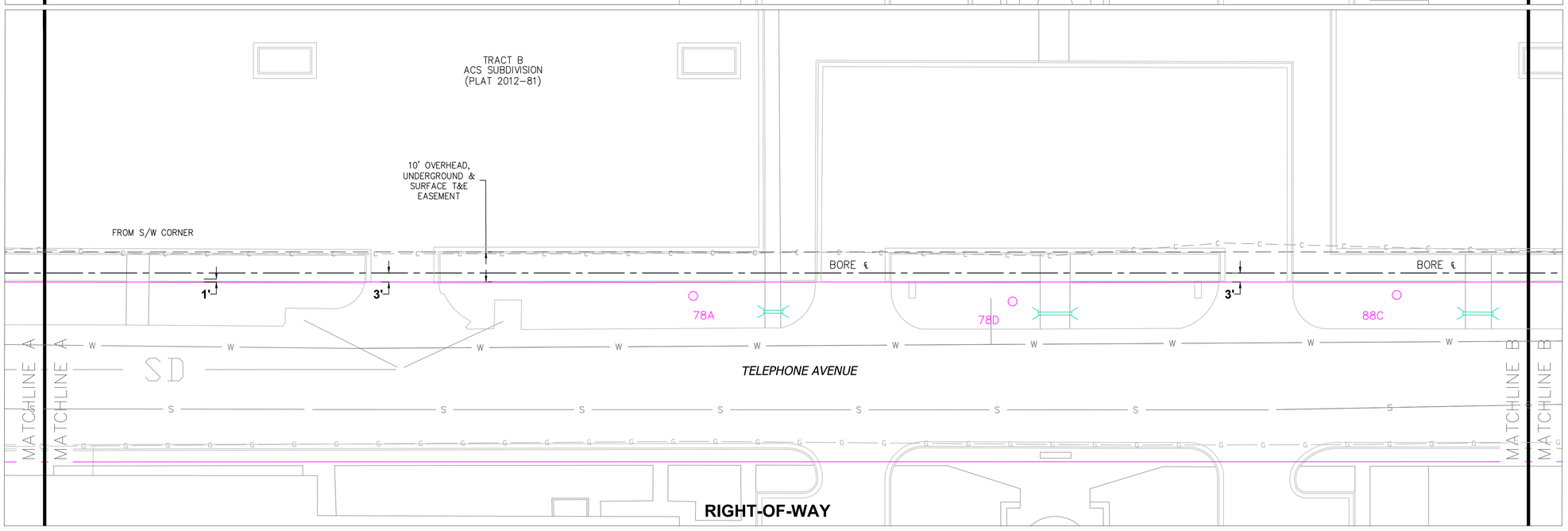

RIGHT-OF-WAY

0 20 40 Feet

POLE CONTACT RECORD

LOCATION	ATU	CATV

INITIAL/DATE

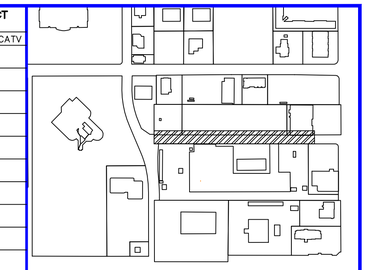

Vicinity Map
N.T.S.

CONDUCTOR DATA

Manuf.
Manuf. Date
Volt Rating
Insul. Type
Insul. Size
Cond. Size/Type
Quantity in Feet

Manuf.
Manuf. Date
Volt Rating
Insul. Type
Insul. Size
Cond. Size/Type
Quantity in Feet

Manuf.
Manuf. Date
Volt Rating
Insul. Type
Insul. Size
Cond. Size/Type
Quantity in Feet

Manuf.
Manuf. Date
Volt Rating
Insul. Type
Insul. Size
Cond. Size/Type
Quantity in Feet

CALL BEFORE YOU DIG!

LOCATE CALL CENTER OF ALASKA (LCCA)
ANCHORAGE AREA..... 278-3121
STATEWIDE..... 800-478-3121
AT&T ALASCOM INC. 264-8465
ALASKA RAILROAD UTILITIES..... 265-2457
ALYESKA CABLE TV (GIRDWOOD)..... 783-2982
KULIS AIR BASE..... 249-1499
MILITARY PETROLEUM FUEL LINES..... 552-2334
OR 552-5342
STATE STORM DRAINS & STREET LIGHTS..... 333-2411

CONSTRUCTION LEGEND

NEW		EXISTING
	PADMOUNT TRANSFORMER	
	PEDESTAL	
	POWER POLE	
	STREET LIGHT	
	WARNING POST	
	1ø U.G. PRI. CONDUCTOR	
	3ø U.G. PRI. CONDUCTOR	
	U.G. SECONDARY CONDUCT.	
	U.G. STREET LIGHT CONDUCT.	
	1ø O.H. CONDUCTOR	
	3ø O.H. CONDUCTOR	
M	PRIMARY METER	
V	VAULT	
	SPARE CONDUIT	
	CONDUIT W/ CONDUCTOR	
S	SWITCH CABINET	S

R.O.W. LEGEND

R.O.W. LINE
CENTERLINE OF TRENCH

UNLESS OTHERWISE NOTED
CHUGACH FACILITIES WILL BE
INSTALLED AS SHOWN BELOW

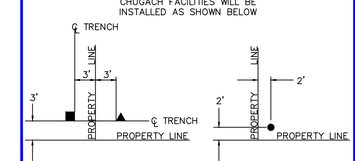

UNDERGROUND OVERHEAD

Typical Staking
N.T.S.

PROJECT: **TELEPHONE AVE CR**
DESIGNER/PROJECT ENGINEER: **M. SALVANERA** W.O. #: **E2414322**

NO.	DESIGN/CONSTRUCTION/ASBUILT REVISION	DWN BY/DATE	REVIEWED (MGR/SUPV)/DATE	APPROVED (DIRECTOR)/DATE
1	ISSUED FOR FINAL MS	MS 12/19/24	BJ 12/19/24	

ENG. STAMP

CHUGACH
POWERING ALASKA'S FUTURE

Chugach Electric Association, Inc.
5601 Electron Drive - P.O. Box 196300
Anchorage, Alaska 99519-6300

DRAWING NAME:

TELEPHONE AVE
CABLE REPLACEMENT
GRIDS: 1731 MAPS: 1303-30D
FEEDER: SUB 16 FEEDER 5,6,7,8

W.O. NO.:
C.W.P. REF. NO.: **E2414322**

SHEET 3 OF 11

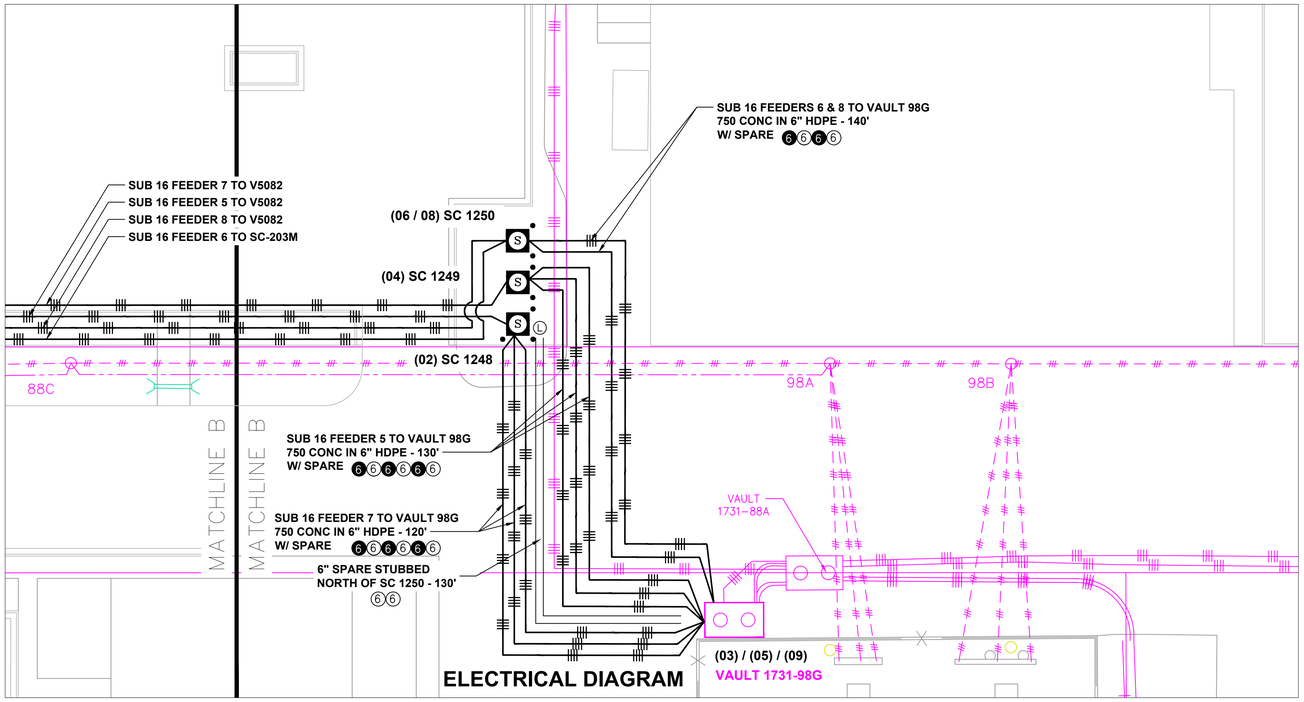

ELECTRICAL DIAGRAM

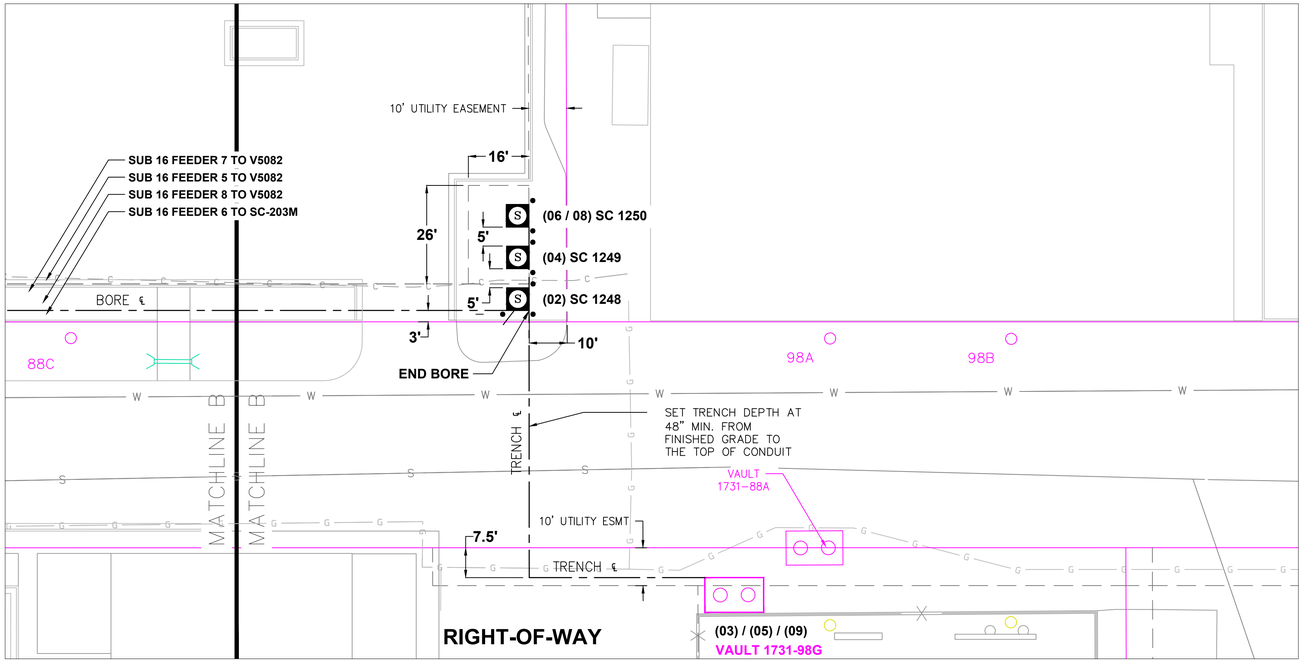

RIGHT-OF-WAY

0 20 40 Feet

POLE CONTACT RECORD

LOCATION	ATU	CATV

INITIAL/DATE

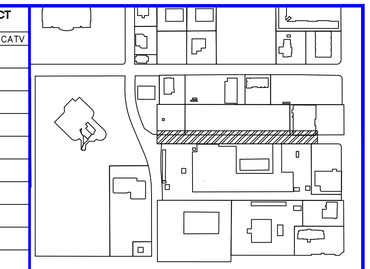

Vicinity Map
N.T.S.

CONDUCTOR DATA

Manuf.	Manuf.
Manuf. Date	Manuf. Date
Volt Rating	Volt Rating
Insul. Type	Insul. Type
Insul. Size	Insul. Size
Cond. Size/Type	Cond. Size/Type
Quantity in Feet	Quantity in Feet
Manuf.	Manuf.
Manuf. Date	Manuf. Date
Volt Rating	Volt Rating
Insul. Type	Insul. Type
Insul. Size	Insul. Size
Cond. Size/Type	Cond. Size/Type
Quantity in Feet	Quantity in Feet

CALL BEFORE YOU DIG!

LOCATE CALL CENTER OF ALASKA (LCCA)
ANCHORAGE AREA..... 278-3121
STATEWIDE..... 800-478-3121
AT&T ALASCOM INC. 264-8465
ALASKA RAILROAD UTILITIES..... 265-2457
ALYESKA CABLE TV (GIRDWOOD)..... 783-2982
KULIS AIR BASE..... 249-1499
MILITARY PETROLEUM FUEL LINES..... 552-2334
OR 552-5342
STATE STORM DRAINS & STREET LIGHTS..... 333-2411

CONSTRUCTION LEGEND

NEW		EXISTING
	PADMOUNT TRANSFORMER	
	PEDESTAL	
	POWER POLE	
	STREET LIGHT	
	WARNING POST	
	1ø U.G. PRI. CONDUCTOR	
	3ø U.G. PRI. CONDUCTOR	
	U.G. SECONDARY CONDUCT.	
	U.G. STREET LIGHT CONDUCT.	
	1ø O.H. CONDUCTOR	
	3ø O.H. CONDUCTOR	
M	PRIMARY METER	
V	VAULT	
	SPARE CONDUIT	
	CONDUIT W/ CONDUCTOR	
S	SWITCH CABINET	S

R.O.W. LEGEND

R.O.W. LINE
CENTERLINE OF TRENCH

UNLESS OTHERWISE NOTED
CHUGACH FACILITIES WILL BE
INSTALLED AS SHOWN BELOW

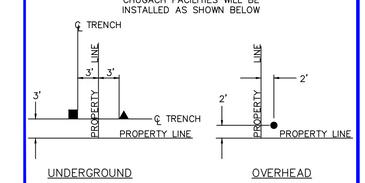

Typical Staking
N.T.S.

PROJECT: TELEPHONE AVE CR
DESIGNER/PROJECT ENGINEER: M. SALVANERA W.O. #: E2414322

NO.	DESIGN/CONSTRUCTION/ASBUILT REVISION	DWN BY/DATE	REVIEWED (MGR/SUPV)/DATE	APPROVED (DIRECTOR)/DATE
1	ISSUED FOR FINAL	MS 12/19/24	BJ 12/19/24	

ENG. STAMP

CHUGACH
POWERING ALASKA'S FUTURE

Chugach Electric Association, Inc.
5601 Electron Drive - P.O. Box 196300
Anchorage, Alaska 99519-6300

DRAWING NAME:

TELEPHONE AVE
CABLE REPLACEMENT
GRIDS: 1731 MAPS: 1303-30D
FEEDER: SUB 16 FEEDER 5,6,7,8

W.O. NO.:
C.W.P. REF. NO.: E2414322

SHEET 4 OF 11

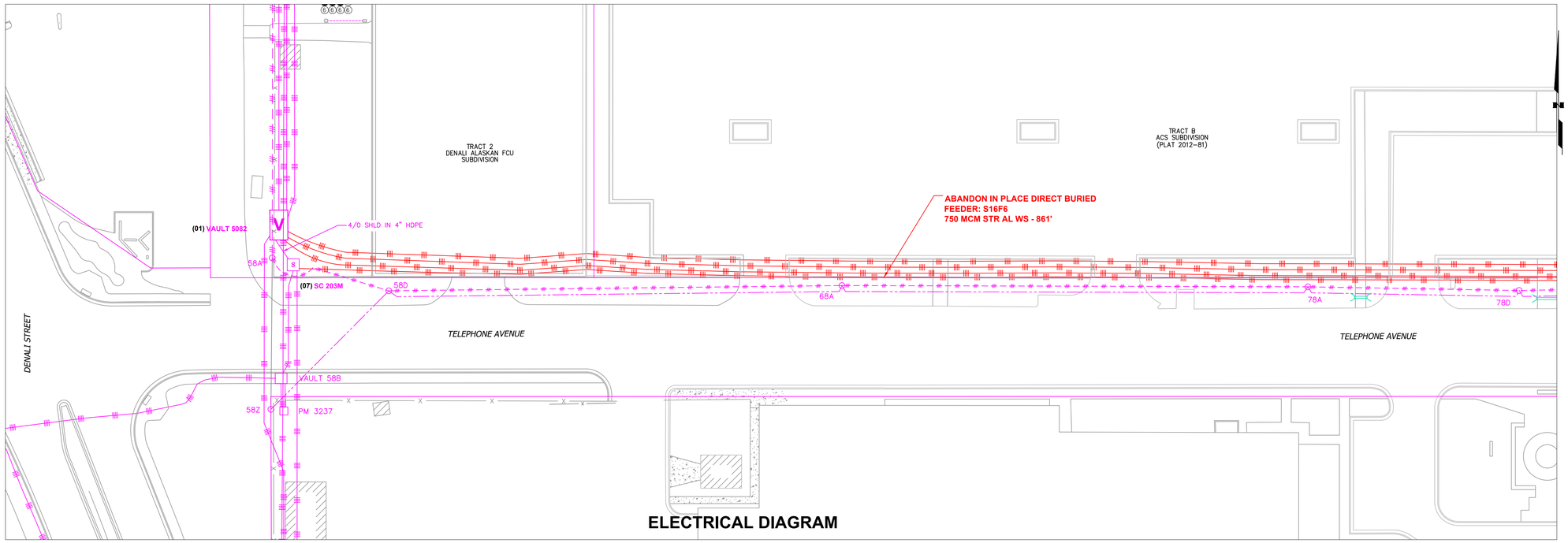

ELECTRICAL DIAGRAM

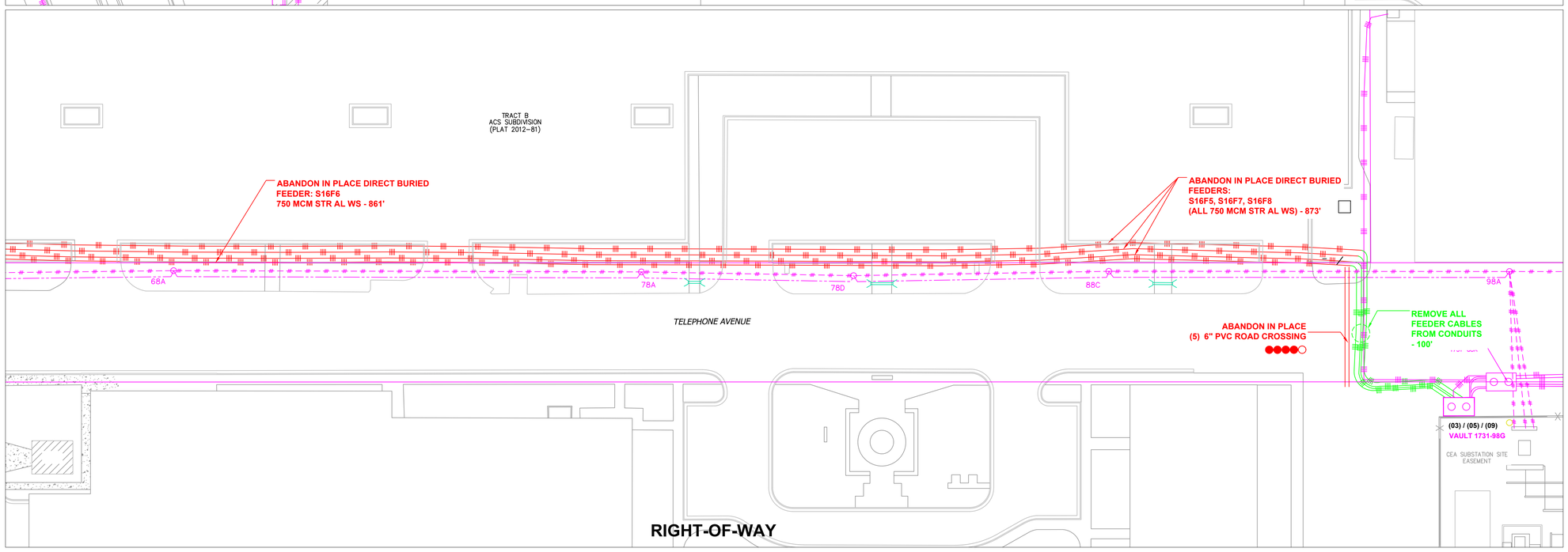

RIGHT-OF-WAY

POLE CONTACT RECORD		
LOCATION	ATU	CATV
INITIAL/DATE		

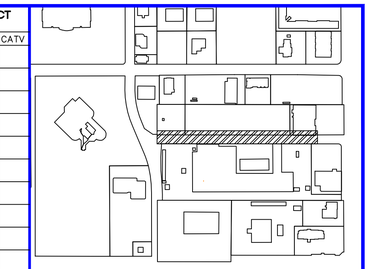

Vicinity Map
N.T.S.

CONDUCTOR DATA

Manuf.	Manuf.
Manuf. Date	Manuf. Date
Volt Rating	Volt Rating
Insul. Type	Insul. Type
Insul. Size	Insul. Size
Cond. Size/Type	Cond. Size/Type
Quantity in Feet	Quantity in Feet
Manuf.	Manuf.
Manuf. Date	Manuf. Date
Volt Rating	Volt Rating
Insul. Type	Insul. Type
Insul. Size	Insul. Size
Cond. Size/Type	Cond. Size/Type
Quantity in Feet	Quantity in Feet

CALL BEFORE YOU DIG!

LOCATE CALL CENTER OF ALASKA (LCCA)
ANCHORAGE AREA..... 278-3121
STATEWIDE..... 800-478-3121
AT&T ALASCOM INC. 264-8465
ALASKA RAILROAD UTILITIES..... 265-2457
ALYESKA CABLE TV (GIRDWOOD)..... 783-2982
KULIS AIR BASE..... 249-1499
MILITARY PETROLEUM FUEL LINES..... 552-2334
OR 552-5342
STATE STORM DRAINS & STREET LIGHTS..... 333-2411

CONSTRUCTION LEGEND

NEW		EXISTING
	PADMOUNT TRANSFORMER	
	PEDESTAL	
	POWER POLE	
	STREET LIGHT	
	WARNING POST	
	1ø U.G. PRI. CONDUCTOR	
	3ø U.G. PRI. CONDUCTOR	
	U.G. SECONDARY CONDUCT.	
	U.G. STREET LIGHT CONDUCT.	
	1ø O.H. CONDUCTOR	
	3ø O.H. CONDUCTOR	
M	PRIMARY METER	
V	VAULT	
	SPARE CONDUIT	
	CONDUIT W/ CONDUCTOR	
S	SWITCH CABINET	S

R.O.W. LEGEND

R.O.W. LINE
CENTERLINE OF TRENCH

UNLESS OTHERWISE NOTED
CHUGACH FACILITIES WILL BE
INSTALLED AS SHOWN BELOW

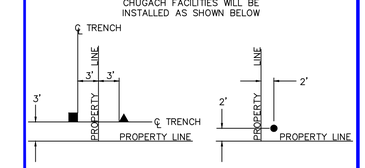

Typical Staking
N.T.S.

PROJECT: **TELEPHONE AVE CR**
DESIGNER/PROJECT ENGINEER: **M. SALVANERA** W.O. #: **E2414322**

NO.	DESIGN/CONSTRUCTION/ASBUILT REVISION	DWN BY/DATE	REVIEWED (MGR/SUPV)/DATE	APPROVED (DIRECTOR)/DATE
1	ISSUED FOR FINAL MS	MS 12/19/24	BO 12/19/24	

ENG. STAMP

CHUGACH
POWERING ALASKA'S FUTURE

Chugach Electric Association, Inc.
5601 Electron Drive - P.O. Box 196300
Anchorage, Alaska 99519-6300

DRAWING NAME:

TELEPHONE AVE
CABLE REPLACEMENT
GRIDS: 1731 MAPS: 1303-30D
FEEDER: SUB 16 FEEDER 5,6,7,8

W.O. NO.:
C.W.P. REF. NO.: **E2414322**

SHEET **5** OF **11**

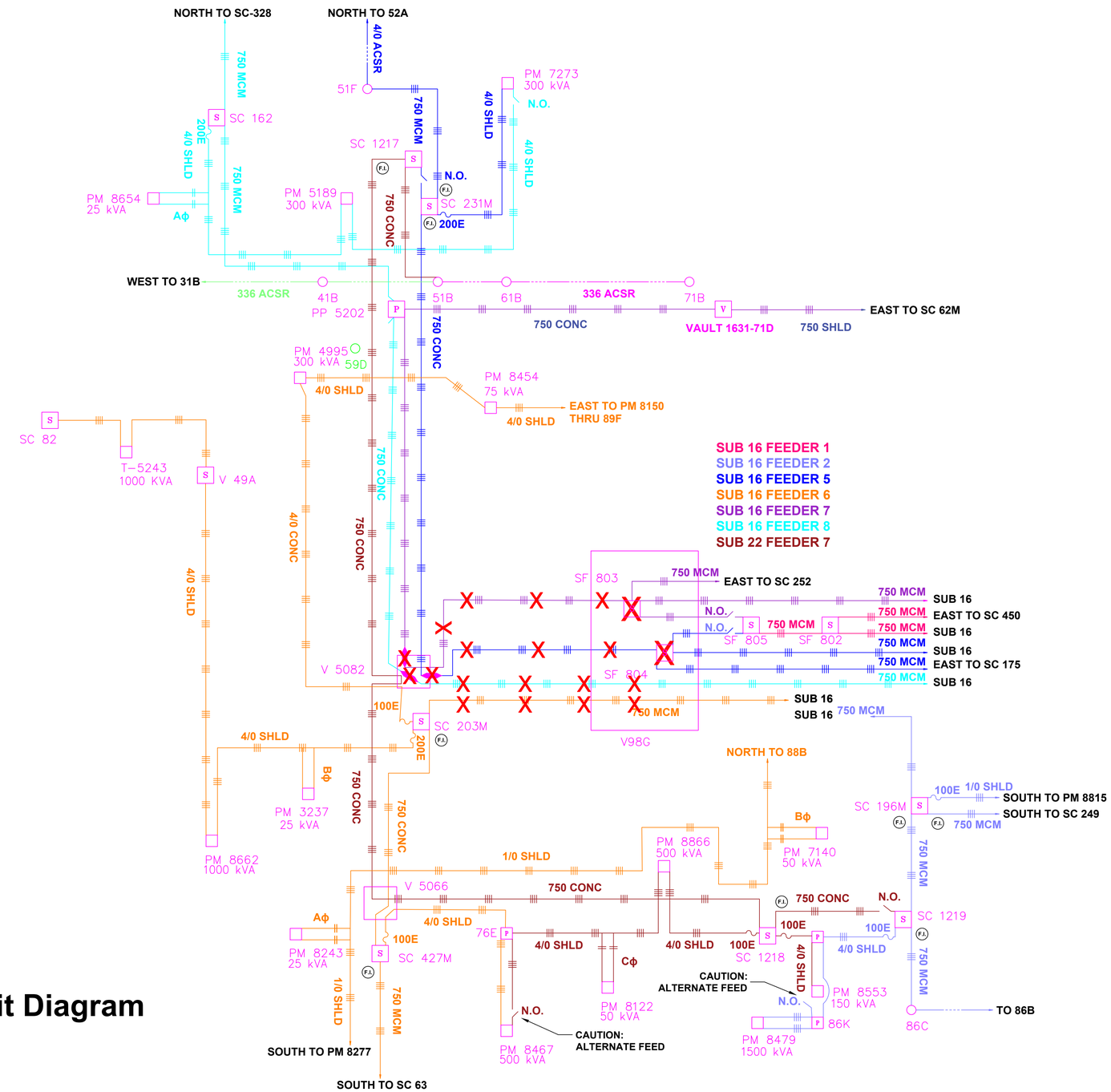

Existing Primary Circuit Diagram
N.T.S.

POLE CONTACT RECORD

LOCATION	ATU	CATV

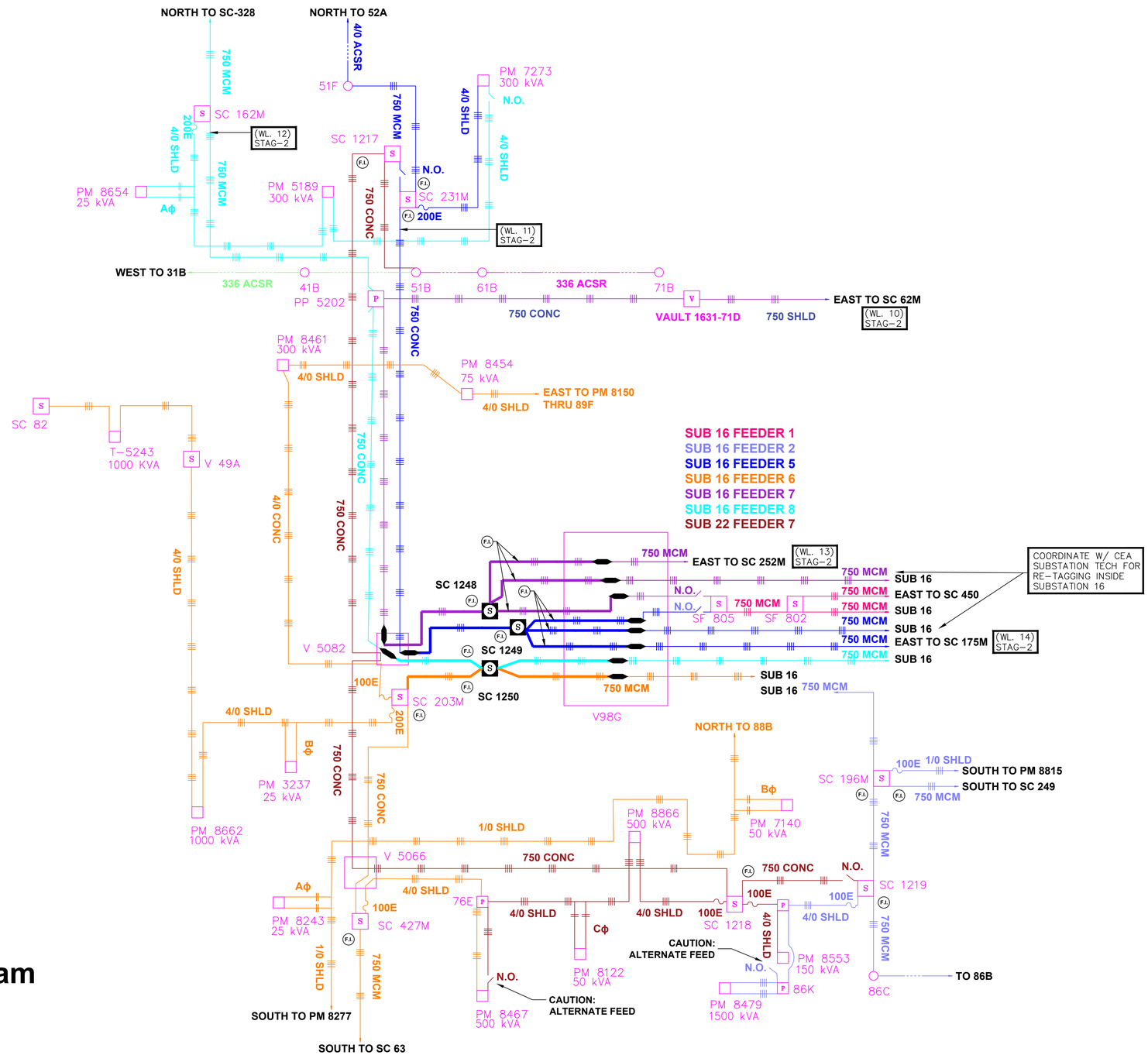

New Primary Circuit Diagram
N.T.S.

POLE CONTACT RECORD

LOCATION	ATU	CATV

VAULT SIZE 14' x 8' x 8'
WIDTH LENGTH HEIGHT

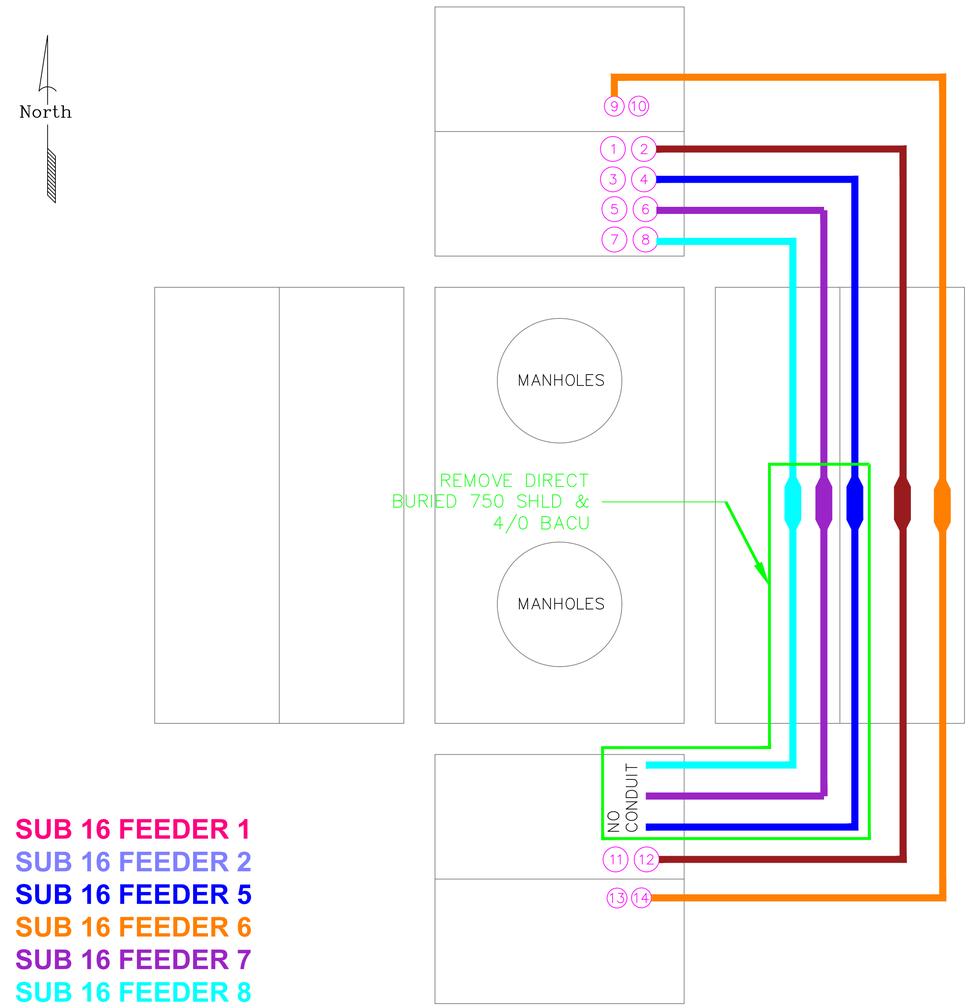

DUCT	SIZE	DESCRIPTION	SEQ
1	6"	VACANT TO SC 1217	
2	6"	15kV 750 CONC TO SC 1217, COMP. 3	
3	6"	VACANT TO SC 231M	
4	6"	15kV 750 CONC TO SC 231M, COMP. 1	
5	6"	VACANT TO PP 5202	
6	6"	15kV 750 CONC TO SC 62M, COMP. 1 THRU PP 5202	
7	6"	VACANT TO PP 5202	
8	6"	15kV 750 CONC TO SC 162M, COMP. 1 THRU PP 5202	
9	4"	15kV 4/0 CONC TO PM 8461	
10	4"	VACANT TO PM 5291(T-8454)	
11	6"	VACANT TO VAULT 1235-9801	
12	6"	15kV 750 CONC TO SC 1218, COMP. 1 THRU VAULT 5066	
13	4"	VACANT TO SC 203M	
14	4"	15kV 4/0 CONC TO SC 203M, COMP 4	
15			
16			
17			
18			
19			
20			
21			
22			
23			
24			
25			
26			
27			
28			
29			
30			
31			
32			
33			
34			
35			
36			
37			
38			
39			

NOTES:

REV: 0
DATE: 11/02/24
BY: M. ELLIOTT

ACAD File Name:

VAULT 1731-5082
1731-DENALI AND TELEPHONE

POLE CONTACT RECORD

LOCATION	ATU	CATV

INITIAL/DATE

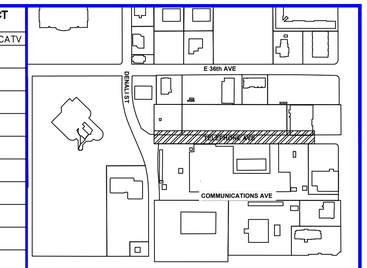

Vicinity Map
N.T.S.

CONDUCTOR DATA

Manuf.	Manuf.
Manuf. Date	Manuf. Date
Volt Rating	Volt Rating
Insul. Type	Insul. Type
Insul. Size	Insul. Size
Cond. Size/Type	Cond. Size/Type
Quantity in Feet	Quantity in Feet
Manuf.	Manuf.
Manuf. Date	Manuf. Date
Volt Rating	Volt Rating
Insul. Type	Insul. Type
Insul. Size	Insul. Size
Cond. Size/Type	Cond. Size/Type
Quantity in Feet	Quantity in Feet

CALL BEFORE YOU DIG!

LOCATE CALL CENTER OF ALASKA (LCCA)
ANCHORAGE AREA..... 278-3121
STATEWIDE..... 800-478-3121
AT&T ALASCOM INC. 264-8465
ALASKA RAILROAD UTILITIES..... 265-2457
ALYESKA CABLE TV (GIRDWOOD)..... 783-2982
KULIS AIR BASE..... 249-1499
MILITARY PETROLEUM FUEL LINES..... 552-2334
OR 552-5342
STATE STORM DRAINS & STREET LIGHTS..... 333-2411

CONSTRUCTION LEGEND

NEW		EXISTING
	PADMOUNT TRANSFORMER	
	PEDESTAL	
	POWER POLE	
	STREET LIGHT	
	WARNING POST	
	1ø U.G. PRI. CONDUCTOR	
	3ø U.G. PRI. CONDUCTOR	
	U.G. SECONDARY CONDUCT.	
	U.G. STREET LIGHT CONDUCT.	
	1ø O.H. CONDUCTOR	
	3ø O.H. CONDUCTOR	
M	PRIMARY METER	
V	VAULT	
	SPARE CONDUIT	
	CONDUIT W/ CONDUCTOR	
S	SWITCH CABINET	S

R.O.W. LEGEND

R.O.W. LINE
CENTERLINE OF TRENCH

UNLESS OTHERWISE NOTED
CHUGACH FACILITIES WILL BE
INSTALLED AS SHOWN BELOW

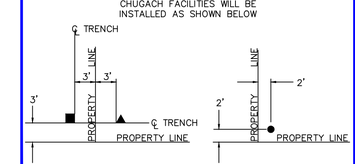

Typical Staking
N.T.S.

VAULT 5082 - EXISTING

PROJECT: TELEPHONE AVE CR
DESIGNER/PROJECT ENGINEER: M. SALVANERA W.O. #: E2414322

NO.	DESIGN/CONSTRUCTION/ASBUILT REVISION	DWN BY/DATE	REVIEWED (MGR/SUPV)/DATE	APPROVED (DIRECTOR)/DATE
1	ISSUED FOR FINAL MS	MS 12/19/24	BJ 12/19/24	

ENG. STAMP

CHUGACH
POWERING ALASKA'S FUTURE

Chugach Electric Association, Inc.
5601 Electron Drive - P.O. Box 196300
Anchorage, Alaska 99519-6300

DRAWING NAME:

TELEPHONE AVE
CABLE REPLACEMENT
GRIDS: 1731 MAPS: 1303-30D
FEEDER: SUB 16 FEEDER 5,6,7,8

W.O. NO.:
C.W.P. REF. NO.: E2414322

SHEET 8 OF 11

VAULT SIZE 14' x 8' x 8'
WIDTH LENGTH HEIGHT

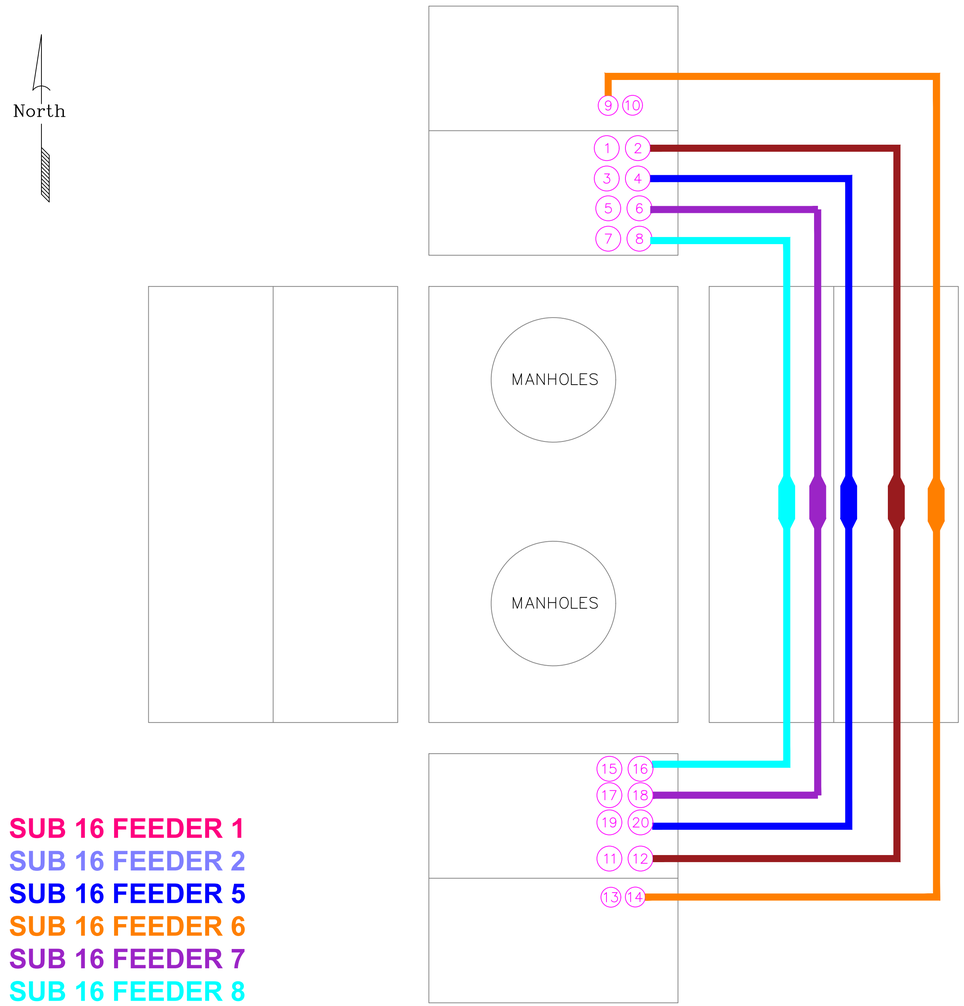

DUCT	SIZE	DESCRIPTION	SEQ
1	6"	VACANT TO SC 1217	
2	6"	15kV 750 CONC TO SC 1217, COMP. 3	
3	6"	VACANT TO SC 231M	
4	6"	15kV 750 CONC TO SC 231M, COMP. 1	
5	6"	VACANT TO PP 5202	
6	6"	15kV 750 CONC TO SC 62M, COMP. 1 THRU PP 5202	
7	6"	VACANT TO PP 5202	
8	6"	15kV 750 CONC TO SC 162M, COMP. 1 THRU PP 5202	
9	4"	15kV 4/0 CONC TO PM 8461	
10	4"	VACANT TO PM 5291(T-8454)	
11	6"	VACANT TO VAULT 1235-9801	
12	6"	15kV 750 CONC TO SC 1218, COMP. 1 THRU VAULT 5066	
13	4"	VACANT TO SC 203M	
14	4"	15kV 4/0 CONC TO SC 203M, COMP 4	
15	**6"**	**15kV 750 CONC TO SC 1250 COMP 1**	
16	**6"**	**15kV 750 CONC TO SC 1248 COMP 1**	
17	**6"**	**15kV 750 CONC TO SC 1249 COMP 1**	
18			
19			
20			
21			
22			
23			
24			
25			
26			
27			
28			
29			
30			
31			
32			
33			
34			
35			
36			
37			
38			
39			

NOTES:

REV: 1
DATE: 12/16/24
BY: M. SALVANERA

ACAD File Name:

VAULT 1731-5082
1731-DENALI AND TELEPHONE

POLE CONTACT RECORD

LOCATION	ATU	CATV

INITIAL/DATE

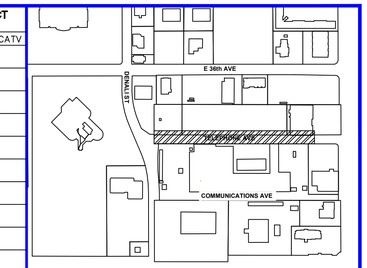

Vicinity Map
N.T.S.

CONDUCTOR DATA

Manuf.	Manuf.
Manuf. Date	Manuf. Date
Volt Rating	Volt Rating
Insul. Type	Insul. Type
Insul. Size	Insul. Size
Cond. Size/Type	Cond. Size/Type
Quantity in Feet	Quantity in Feet
Manuf.	Manuf.
Manuf. Date	Manuf. Date
Volt Rating	Volt Rating
Insul. Type	Insul. Type
Insul. Size	Insul. Size
Cond. Size/Type	Cond. Size/Type
Quantity in Feet	Quantity in Feet

CALL BEFORE YOU DIG!

LOCATE CALL CENTER OF ALASKA (LCCA)
ANCHORAGE AREA..... 278-3121
STATEWIDE..... 800-478-3121
AT&T ALASCOM INC. 264-8465
ALASKA RAILROAD UTILITIES..... 265-2457
ALYESKA CABLE TV (GIRDWOOD)..... 783-2982
KULIS AIR BASE..... 249-1499
MILITARY PETROLEUM FUEL LINES..... 552-2334
OR 552-5342
STATE STORM DRAINS & STREET LIGHTS..... 333-2411

CONSTRUCTION LEGEND

NEW		EXISTING
	PADMOUNT TRANSFORMER	
	PEDESTAL	
	POWER POLE	
	STREET LIGHT	
	WARNING POST	
	1ø U.G. PRI. CONDUCTOR	
	3ø U.G. PRI. CONDUCTOR	
	U.G. SECONDARY CONDUCT.	
	U.G. STREET LIGHT CONDUCT.	
	1ø O.H. CONDUCTOR	
	3ø O.H. CONDUCTOR	
M	PRIMARY METER	
V	VAULT	
	SPARE CONDUIT	
	CONDUIT W/ CONDUCTOR	
S	SWITCH CABINET	S

R.O.W. LEGEND

R.O.W. LINE
CENTERLINE OF TRENCH

UNLESS OTHERWISE NOTED
CHUGACH FACILITIES WILL BE
INSTALLED AS SHOWN BELOW

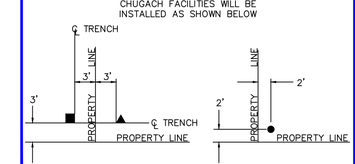

Typical Staking
N.T.S.

VAULT 5082 - NEW

PROJECT: **TELEPHONE AVE CR**
DESIGNER/PROJECT ENGINEER: **M. SALVANERA** W.O. #: **E2414322**

NO.	DESIGN/CONSTRUCTION/ASBUILT REVISION	DWN BY/DATE	REVIEWED (MGR/SUPV)/DATE	APPROVED (DIRECTOR)/DATE
1	ISSUED FOR FINAL MS	MS 12/19/24	BJ 12/19/24	

ENG. STAMP

CHUGACH
POWERING ALASKA'S FUTURE

Chugach Electric Association, Inc.
5601 Electron Drive - P.O. Box 196300
Anchorage, Alaska 99519-6300

DRAWING NAME:

TELEPHONE AVE
CABLE REPLACEMENT
GRIDS: 1731 MAPS: 1303-30D
FEEDER: SUB 16 FEEDER 5,6,7,8

W.O. NO.:
C.W.P. REF. NO.: **E2414322**

SHEET 9 OF 11

VAULT SIZE 8' x 14' x 8'
WIDTH LENGTH HEIGHT

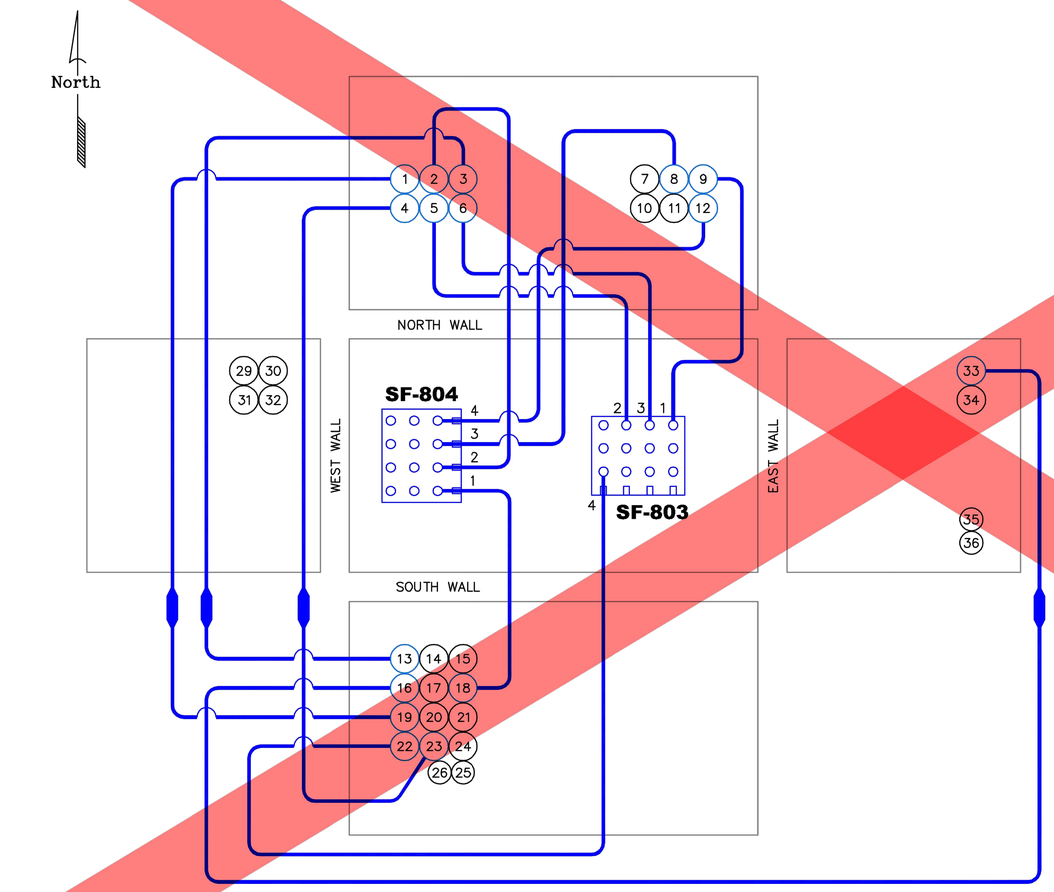

UPDATED UNDER E2414322

DUCT	SIZE	DESCRIPTION	SEQ
1	6"	15kV 750MCM STR AL WS TO SC-203 CPT-1 (S16F6)	
2	6"	15kV 750MCM STR AL WS TO SC-231 CPT-1 (S16F5)	
3	6"	15kV 750MCM STR AL WS TO SF-802 POS-1 VAULT 88A	
4	6"	15kV 750MCM STR AL WS TO SC-162 CPT-1 (F16F8)	
5	6"	15kV 750MCM STR AL WS TO RISER 1631-51B	
6	6"	15kV 750MCM STR AL WS TO SC-252 CPT-2 THRU VAULT 88A	
7	6"	VACANT TO VAULT 88A	
8	6"	15kV 750MCM STR AL WS TO SC-175 CPT-2 THRU VAULT 88A	
9	6"	15kV 750MCM STR AL WS TO SF-805 POS-2 VAULT 88A	
10	6"	VACANT TO VAULT 88A	
11	6"	VACANT TO VAULT 88A	
12	6"	15kV 750MCM STR AL WS TO SF-805 POS-3 VAULT 88A	
13	6"	15kV 750MCM STR AL WS TO SUB-16 FDR-1	
14	6"	VACANT TO SUB-16	
15	6"	VACANT TO SUB-16	
16	6"	15kV 750MCM STR AL WS TO SUB-16 FDR-2	
17	6"	VACANT TO SUB-16	
18	6"	15kV 750MCM STR AL WS TO SUB-16 FDR-5	
19	6"	15kV 750MCM STR AL WS TO SUB-16 FDR-6	
20	6"	VACANT TO SUB-16	
21	6"	VACANT TO SUB-16	
22	6"	15kV 750MCM STR AL WS TO SUB-16 FDR-7	
23	6"	15kV 750MCM STR AL WS TO SUB-16 FDR-8	
24	6"	VACANT TO SUB-16	
25	4"	COMMUNICATION - FIBER	
26	4"	COMMUNICATION - FIBER	
27		ABANDONED - FILLED WITH FOAM	
28		ABANDONED - FILLED WITH FOAM	
29	6"	EMPTY - STUBBED OUT TO THE WEST	
30	6"	EMPTY - STUBBED OUT TO THE WEST	
31	6"	EMPTY - STUBBED OUT TO THE WEST	
32	6"	EMPTY - STUBBED OUT TO THE WEST	
33	6"	15kV 750MCM STR AL WS TO SC-196 CPT-1 AT 1731-97D (S16F2)	
34	6"	VACANT TO 1732-18A	
35	4"	COMMUNICATION - FIBER TO SUB 16	
36	4"	COMMUNICATION - FIBER TO SUB 16	
37			
38			
39			

FIELD VERIFIED: FORMAN DATE
CHECKED: MARK
DATE:

NOTES:
WS-7813

REV: 3
DATE: 08/25/22
BY: U.OGANESYAN

ACAD File Name: CAD-Meridian\Vaults\V1731-98G.dwg

SUB-16 WEST (98G)
1731-98G

VAULT 98G - EXISTING

POLE CONTACT RECORD

LOCATION	ATU	CATV

INITIAL/DATE

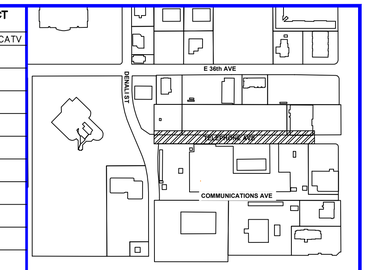

Vicinity Map
N.T.S.

CONDUCTOR DATA

Manuf. ____ Manuf. ____
Manuf. Date ____ Manuf. Date ____
Volt Rating ____ Volt Rating ____
Insul. Type ____ Insul. Type ____
Insul. Size ____ Insul. Size ____
Cond. Size/Type ____ Cond. Size/Type ____
Quantity in Feet ____ Quantity in Feet ____

Manuf. ____ Manuf. ____
Manuf. Date ____ Manuf. Date ____
Volt Rating ____ Volt Rating ____
Insul. Type ____ Insul. Type ____
Insul. Size ____ Insul. Size ____
Cond. Size/Type ____ Cond. Size/Type ____
Quantity in Feet ____ Quantity in Feet ____

CALL BEFORE YOU DIG!

LOCATE CALL CENTER OF ALASKA (LCCA)
ANCHORAGE AREA..... 278-3121
STATEWIDE..... 800-478-3121
AT&T ALASCOM INC. 264-8465
ALASKA RAILROAD UTILITIES..... 265-2457
ALYESKA CABLE TV (GIRDWOOD)..... 783-2982
KULIS AIR BASE..... 249-1499
MILITARY PETROLEUM FUEL LINES..... 552-2334
OR 552-5342
STATE STORM DRAINS & STREET LIGHTS..... 333-2411

CONSTRUCTION LEGEND

NEW EXISTING

PADMOUNT TRANSFORMER
PEDESTAL
POWER POLE
STREET LIGHT
WARNING POST
1ø U.G. PRI. CONDUCTOR
3ø U.G. PRI. CONDUCTOR
U.G. SECONDARY CONDUCT.
U.G. STREET LIGHT CONDUCT.
1ø O.H. CONDUCTOR
3ø O.H. CONDUCTOR
PRIMARY METER
VAULT
SPARE CONDUIT
CONDUIT W/ CONDUCTOR
SWITCH CABINET

R.O.W. LEGEND

R.O.W. LINE
CENTERLINE OF TRENCH

UNLESS OTHERWISE NOTED
CHUGACH FACILITIES WILL BE
INSTALLED AS SHOWN BELOW

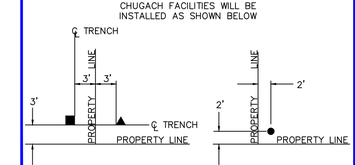

Typical Staking
N.T.S.

PROJECT: TELEPHONE AVE CR
DESIGNER/PROJECT ENGINEER: M. SALVANERA W.O. #: E2414322

NO.	DESIGN/CONSTRUCTION/ASBUILT REVISION	DWN BY/DATE	REVIEWED (MGR/SUPV)/DATE	APPROVED (DIRECTOR)/DATE
1	ISSUED FOR FINAL	MS 12/19/24	BJ 12/19/24	

ENG. STAMP

CHUGACH
POWERING ALASKA'S FUTURE
Chugach Electric Association, Inc.
5601 Electron Drive - P.O. Box 196300
Anchorage, Alaska 99519-6300

DRAWING NAME:

TELEPHONE AVE
CABLE REPLACEMENT
GRIDS: 1731 MAPS: 1303-30D
FEEDER: SUB 16 FEEDER 5,6,7,8

W.O. NO.:
C.W.P. REF. NO.: E2414322

SHEET 10 OF 11

VAULT SIZE 8' x 14' x 8'
WIDTH LENGTH HEIGHT

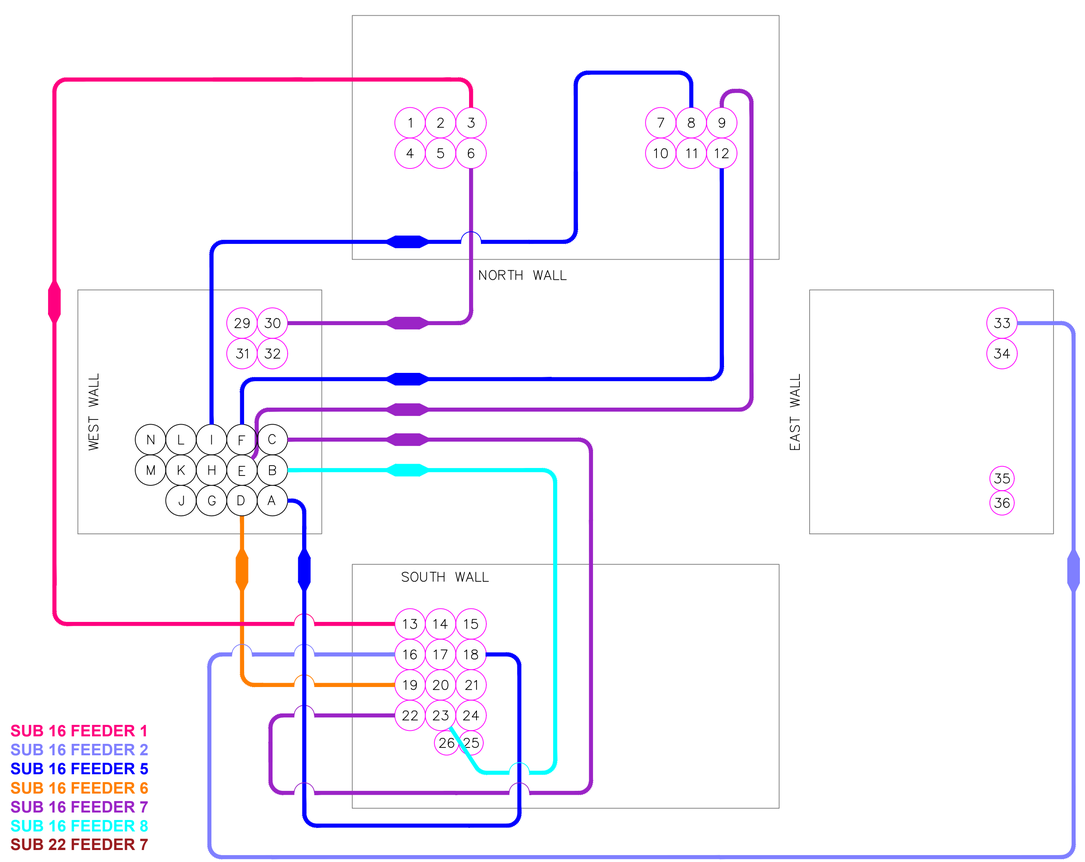

DUCT	SIZE	DESCRIPTION
D	6"	15kV 750 CONC TO SC 1250 CPT-4 (S16F6)
E	6"	15kV 750 CONC TO SC 1248 CPT-4 (S16F7)
F	6"	15kV 750 CONC TO SC 1249 CPT-4 (S16F5)
I	6"	15kV 750 CONC TO SC 1249 CPT-3 (S16F5)
G/H	6"	VACANT TO SC 1250
J/K/L	6"	VACANT TO SC 1249
M/N	6"	VACANT TO SC 1248

DUCT	SIZE	DESCRIPTION	SEQ
1	6"	ABANDONED	
2	6"	ABANDONED	
3	6"	15kV 750MCM STR AL WS TO SF-802 POS-1 VAULT 88A	
4	6"	ABANDONED	
5	6"	ABANDONED	
6	6"	15kV 750MCM STR AL WS TO SC-252 CPT-2 THRU VAULT 88A	
7	6"	VACANT TO VAULT 88A	
8	6"	15kV 750MCM STR AL WS TO SC-175M CPT-2 THRU VAULT 88A	
9	6"	15kV 750MCM STR AL WS TO SF-805 POS-2 VAULT 88A	
10	6"	VACANT TO VAULT 88A	
11	6"	VACANT TO VAULT 88A	
12	6"	15kV 750MCM STR AL WS TO SF-805 POS-3 VAULT 88A	
13	6"	15kV 750MCM STR AL WS TO SUB-16 FDR-1	
14	6"	VACANT TO SUB-16	
15	6"	VACANT TO SUB-16	
16	6"	15kV 750MCM STR AL WS TO SUB-16 FDR-2	
17	6"	VACANT TO SUB-16	
18	6"	15kV 750MCM STR AL WS TO SUB-16 FDR-5	
19	6"	15kV 750MCM STR AL WS TO SUB-16 FDR-6	
20	6"	VACANT TO SUB-16	
21	6"	VACANT TO SUB-16	
22	6"	15kV 750MCM STR AL WS TO SUB-16 FDR-7	
23	6"	15kV 750MCM STR AL WS TO SUB-16 FDR-8	
24	6"	VACANT TO SUB-16	
25	4"	COMMUNICATION - FIBER	
26	4"	COMMUNICATION - FIBER	
27		ABANDONED - FILLED WITH FOAM	
28		ABANDONED - FILLED WITH FOAM	
29	6"	VACANT TO SC 1248	
30	6"	15kV 750 CONC TO SC 1248 CPT-2 (S16F7)	
31	6"	EMPTY - STUBBED OUT TO THE WEST	
32	6"	EMPTY - STUBBED OUT TO THE WEST	
33	6"	15kV 750MCM STR AL WS TO SC-196 CPT-1 AT 1731-97D (S16F2)	
34	6"	VACANT TO 1732-18A	
35	4"	COMMUNICATION - FIBER TO SUB 16	
36	4"	COMMUNICATION - FIBER TO SUB 16	
A	6"	15kV 750 CONC TO SC 1249 CPT-3 (S16F5)	
B	6"	15kV 750 CONC TO SC 1250 CPT-3 (S16F8)	
C	6"	15kV 750 CONC TO SC 1248 CPT-3 (S16F7)	

FIELD VERIFIED: FORMAN DATE
CHECKED: MARK
DATE:

NOTES:
WS-7813
E2414322 - SF803/804 RETIRE

REV: 3
DATE: 12/9/24
BY: M.SALVANERA

ACAD File Name: CAD-Meridian\Vaults\V1731-98G.dwg

SUB-16 WEST (98G)
1731-98G

VAULT 98G - NEW

POLE CONTACT RECORD

LOCATION	ATU	CATV

INITIAL/DATE

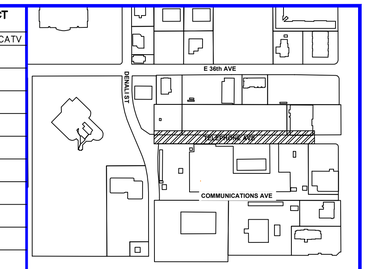

Vicinity Map
N.T.S.

CONDUCTOR DATA

Manuf. ____ Manuf. ____
Manuf. Date ____ Manuf. Date ____
Volt Rating ____ Volt Rating ____
Insul. Type ____ Insul. Type ____
Insul. Size ____ Insul. Size ____
Cond. Size/Type ____ Cond. Size/Type ____
Quantity in Feet ____ Quantity in Feet ____

Manuf. ____ Manuf. ____
Manuf. Date ____ Manuf. Date ____
Volt Rating ____ Volt Rating ____
Insul. Type ____ Insul. Type ____
Insul. Size ____ Insul. Size ____
Cond. Size/Type ____ Cond. Size/Type ____
Quantity in Feet ____ Quantity in Feet ____

CALL BEFORE YOU DIG!

LOCATE CALL CENTER OF ALASKA (LCCA)
ANCHORAGE AREA..... 278-3121
STATEWIDE..... 800-478-3121
AT&T ALASCOM INC. 264-8465
ALASKA RAILROAD UTILITIES..... 265-2457
ALYESKA CABLE TV (GIRDWOOD)..... 783-2982
KULIS AIR BASE..... 249-1499
MILITARY PETROLEUM FUEL LINES..... 552-2334
OR 552-5342
STATE STORM DRAINS & STREET LIGHTS..... 333-2411

CONSTRUCTION LEGEND

NEW EXISTING
PADMOUNT TRANSFORMER
PEDESTAL
POWER POLE
STREET LIGHT
WARNING POST
1ø U.G. PRI. CONDUCTOR
3ø U.G. PRI. CONDUCTOR
U.G. SECONDARY CONDUCT.
U.G. STREET LIGHT CONDUCT.
1ø O.H. CONDUCTOR
3ø O.H. CONDUCTOR
PRIMARY METER
VAULT
SPARE CONDUIT
CONDUIT W/ CONDUCTOR
SWITCH CABINET

R.O.W. LEGEND

R.O.W. LINE
CENTERLINE OF TRENCH

UNLESS OTHERWISE NOTED CHUGACH FACILITIES WILL BE INSTALLED AS SHOWN BELOW

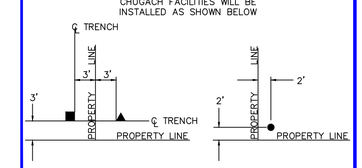

UNDERGROUND OVERHEAD

Typical Staking
N.T.S.

PROJECT: TELEPHONE AVE CR
DESIGNER/PROJECT ENGINEER: M. SALVANERA W.O. #: E2414322

NO.	DESIGN/CONSTRUCTION/ASBUILT REVISION	DWN BY/DATE	REVIEWED (MGR/SUPV)/DATE	APPROVED (DIRECTOR)/DATE
1	ISSUED FOR FINAL MS	MS 12/19/24	BJ 12/19/24	

ENG. STAMP

CHUGACH
POWERING ALASKA'S FUTURE
Chugach Electric Association, Inc.
5601 Electron Drive - P.O. Box 196300
Anchorage, Alaska 99519-6300

DRAWING NAME:

TELEPHONE AVE
CABLE REPLACEMENT
GRIDS: 1731 MAPS: 1303-30D
FEEDER: SUB 16 FEEDER 5,6,7,8

W.O. NO.:
C.W.P. REF. NO.: E2414322

SHEET 11 OF 11