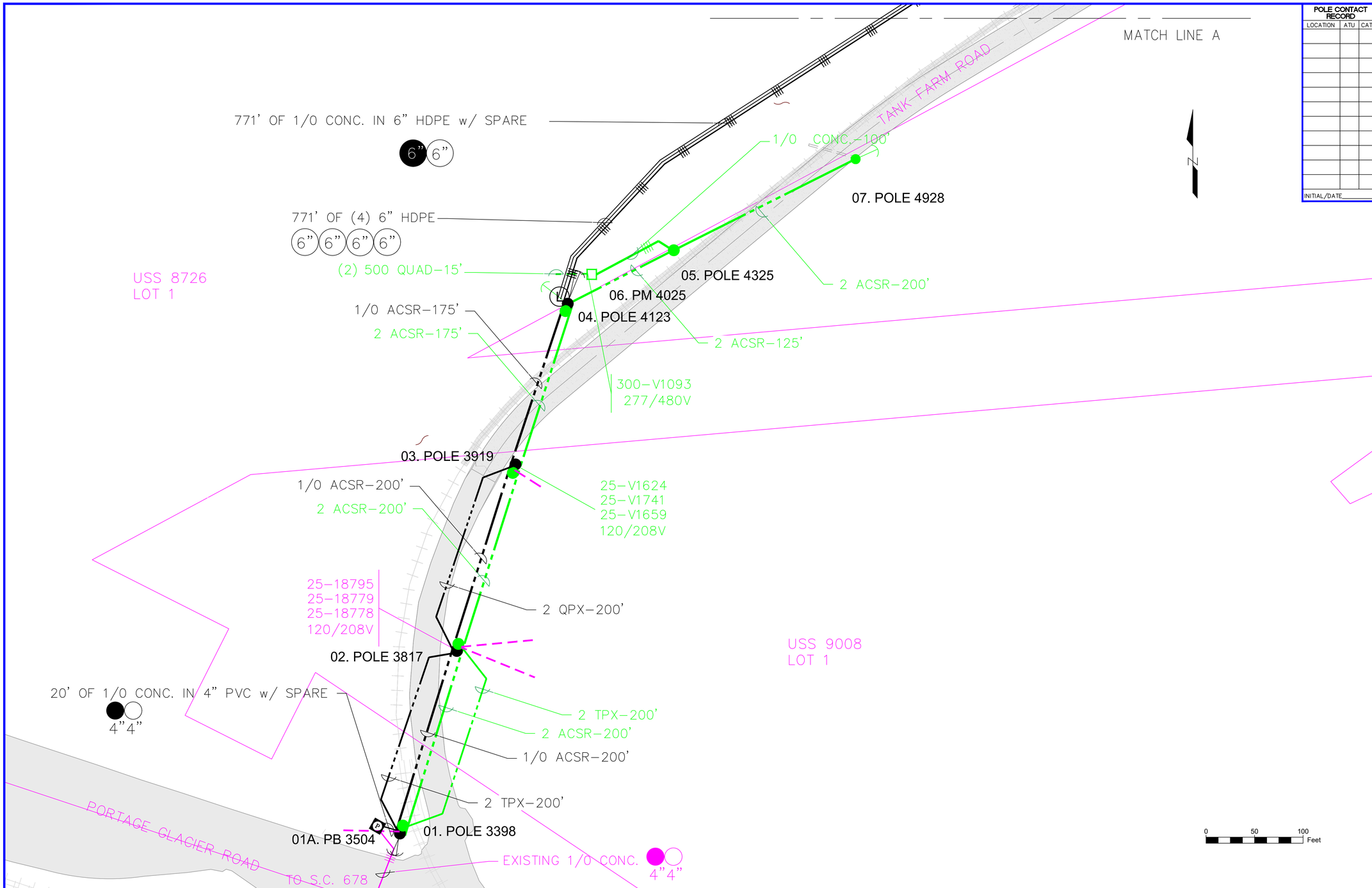

POLE CONTACT RECORD		
LOCATION	ATU	CATV
INITIAL/DATE		

CONDUCTOR DATA

Manuf.	Manuf.
Manuf. Date	Manuf. Date
Volt Rating	Volt Rating
Insul. Type	Insul. Type
Insul. Size	Insul. Size
Cond. Size/Type	Cond. Size/Type
Quantity in Feet	Quantity in Feet
Manuf.	Manuf.
Manuf. Date	Manuf. Date
Volt Rating	Volt Rating
Insul. Type	Insul. Type
Insul. Size	Insul. Size
Cond. Size/Type	Cond. Size/Type
Quantity in Feet	Quantity in Feet

CALL BEFORE YOU DIG!

LOCATE CALL CENTER OF ALASKA (LCCA)
ANCHORAGE AREA..... 278-3121
STATEWIDE..... 800-478-3121
AT&T ALASCOM INC. 264-8465
ALASKA RAILROAD UTILITIES..... 265-2457
ALYESKA CABLE TV (GIRDWOOD)..... 783-2982
KULIS AIR BASE..... 249-1499
MILITARY PETROLEUM FUEL LINES..... 552-2334
OR 552-5342
STATE STORM DRAINS & STREET LIGHTS..... 333-2411

CONSTRUCTION LEGEND

NEW		EXISTING
	PADMOUNT TRANSFORMER	
	PEDESTAL	
	POWER POLE	
	STREET LIGHT	
	WARNING POST	
	1ø U.G. PRI. CONDUCTOR	
	3ø U.G. PRI. CONDUCTOR	
	U.G. SECONDARY CONDUCT.	
	U.G. STREET LIGHT CONDUCT.	
	1ø O.H. CONDUCTOR	
	3ø O.H. CONDUCTOR	
J	JUNCTION BOX	J
	SPLICE POINT	
	SPARE CONDUIT	
	CONDUIT W/ CONDUCTOR	
S	SWITCH CABINET	S

R.O.W. LEGEND

R.O.W. LINE
CENTERLINE OF TRENCH

UNLESS OTHERWISE NOTED
CHUGACH FACILITIES WILL BE
INSTALLED AS SHOWN BELOW

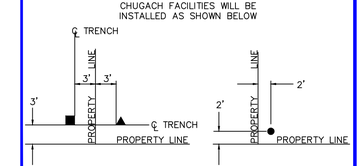

Typical Staking
N.T.S.

PROJECT: HEAD OF THE BAY WHITTIER
DESIGNER/PROJECT ENGINEER: E. COOK
W.O. #: E2214130

NO.	DESIGN/CONSTRUCTION/ASBUILT REVISION	DWN BY/DATE	REVIEWED (MGR/SUPV)/DATE	APPROVED (DIRECTOR)/DATE
0	ISSUE FOR CONSTRUCTION	EC 8/21/24	JM 8/27/24	

ENG. STAMP

CHUGACH
POWERING ALASKA'S FUTURE

Chugach Electric Association, Inc.
5601 Electron Drive - P.O. Box 196300
Anchorage, Alaska 99519-6300

DRAWING NAME:

HEAD OF THE BAY
WHITTIER
GRID: W002 MAP: 0804-15
FEEDER: PTSS 322
ELECTRICAL

W.O. NO.:
C.W.P. REF. NO.: E2214130

SHEET 1 OF 10

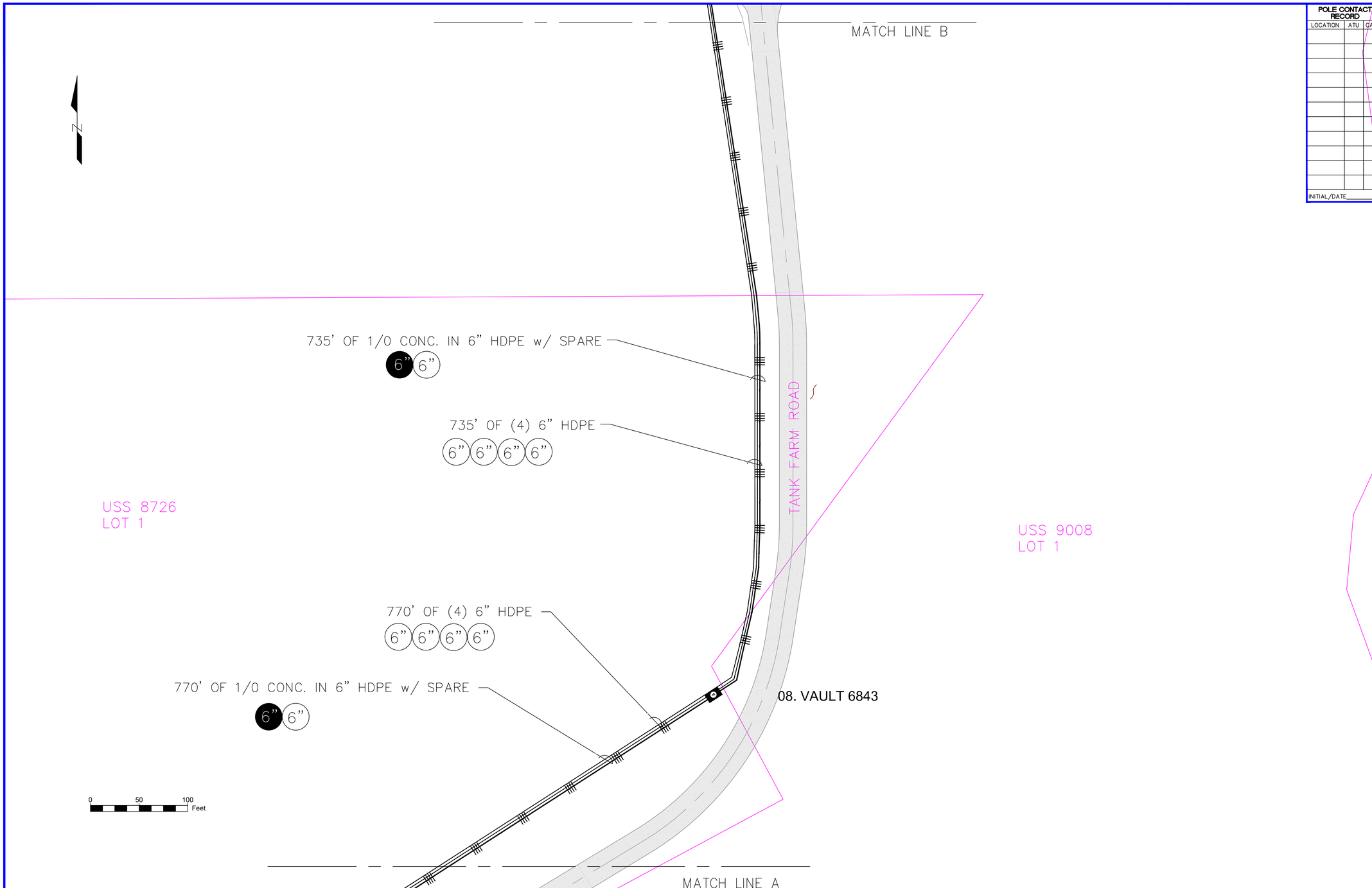

POLE CONTACT RECORD

LOCATION	ATU	CATV

INITIAL/DATE_____

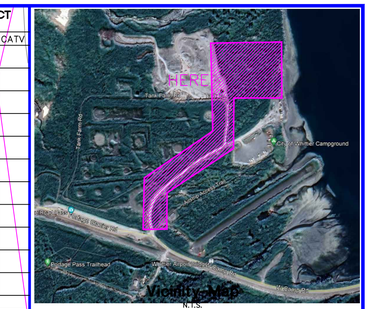

CONDUCTOR DATA

Manuf.	Manuf.
Manuf. Date	Manuf. Date
Volt Rating	Volt Rating
Insul. Type	Insul. Type
Insul. Size	Insul. Size
Cond. Size/Type	Cond. Size/Type
Quantity in Feet	Quantity in Feet
Manuf.	Manuf.
Manuf. Date	Manuf. Date
Volt Rating	Volt Rating
Insul. Type	Insul. Type
Insul. Size	Insul. Size
Cond. Size/Type	Cond. Size/Type
Quantity in Feet	Quantity in Feet

CALL BEFORE YOU DIG!

LOCATE CALL CENTER OF ALASKA (LCCA)
ANCHORAGE AREA..... 278–3121
STATEWIDE..... 800–478–3121
AT&T ALASCOM INC. 264–8465
ALASKA RAILROAD UTILITIES..... 265–2457
ALYESKA CABLE TV (GIRDWOOD)..... 783–2982
KULIS AIR BASE..... 249–1499
MILITARY PETROLEUM FUEL LINES..... 552–2334
OR 552–5342
STATE STORM DRAINS & STREET LIGHTS..... 333–2411

CONSTRUCTION LEGEND

NEW		EXISTING
	PADMOUNT TRANSFORMER	
	PEDESTAL	
	POWER POLE	
	STREET LIGHT	
	WARNING POST	
	1ø U.G. PRI. CONDUCTOR	
	3ø U.G. PRI. CONDUCTOR	
	U.G. SECONDARY CONDUCT.	
	U.G. STREET LIGHT CONDUCT.	
	1ø O.H. CONDUCTOR	
	3ø O.H. CONDUCTOR	
J	JUNCTION BOX	J
	SPLICE POINT	
	SPARE CONDUIT	
	CONDUIT W/ CONDUCTOR	
S	SWITCH CABINET	S

R.O.W. LEGEND

R.O.W. LINE
CENTERLINE OF TRENCH

UNLESS OTHERWISE NOTED
CHUGACH FACILITIES WILL BE
INSTALLED AS SHOWN BELOW

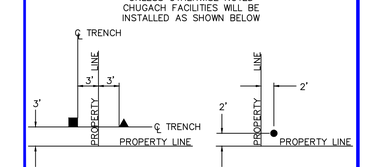

Typical Staking
N.T.S.

PROJECT: HEAD OF THE BAY WHITTIER
DESIGNER/PROJECT ENGINEER: E. COOK W.O. #: E2214130

NO.	DESIGN/CONSTRUCTION/ASBUILT REVISION	DWN BY/DATE	REVIEWED (MGR/SUPV)/DATE	APPROVED (DIRECTOR)/DATE
0	ISSUE FOR CONSTRUCTION	EC 8/21/24	JM 8/27/24	

ENG. STAMP

CHUGACH
POWERING ALASKA'S FUTURE

Chugach Electric Association, Inc.
5601 Electron Drive - P.O. Box 196300
Anchorage, Alaska 99519-6300

DRAWING NAME:

HEAD OF THE BAY
WHITTIER
GRID: W002 MAP: 0804–15
FEEDER: PTSS 322
ELECTRICAL

W.O. NO.:
C.W.P. REF. NO.: E2214130

SHEET 2 OF 10

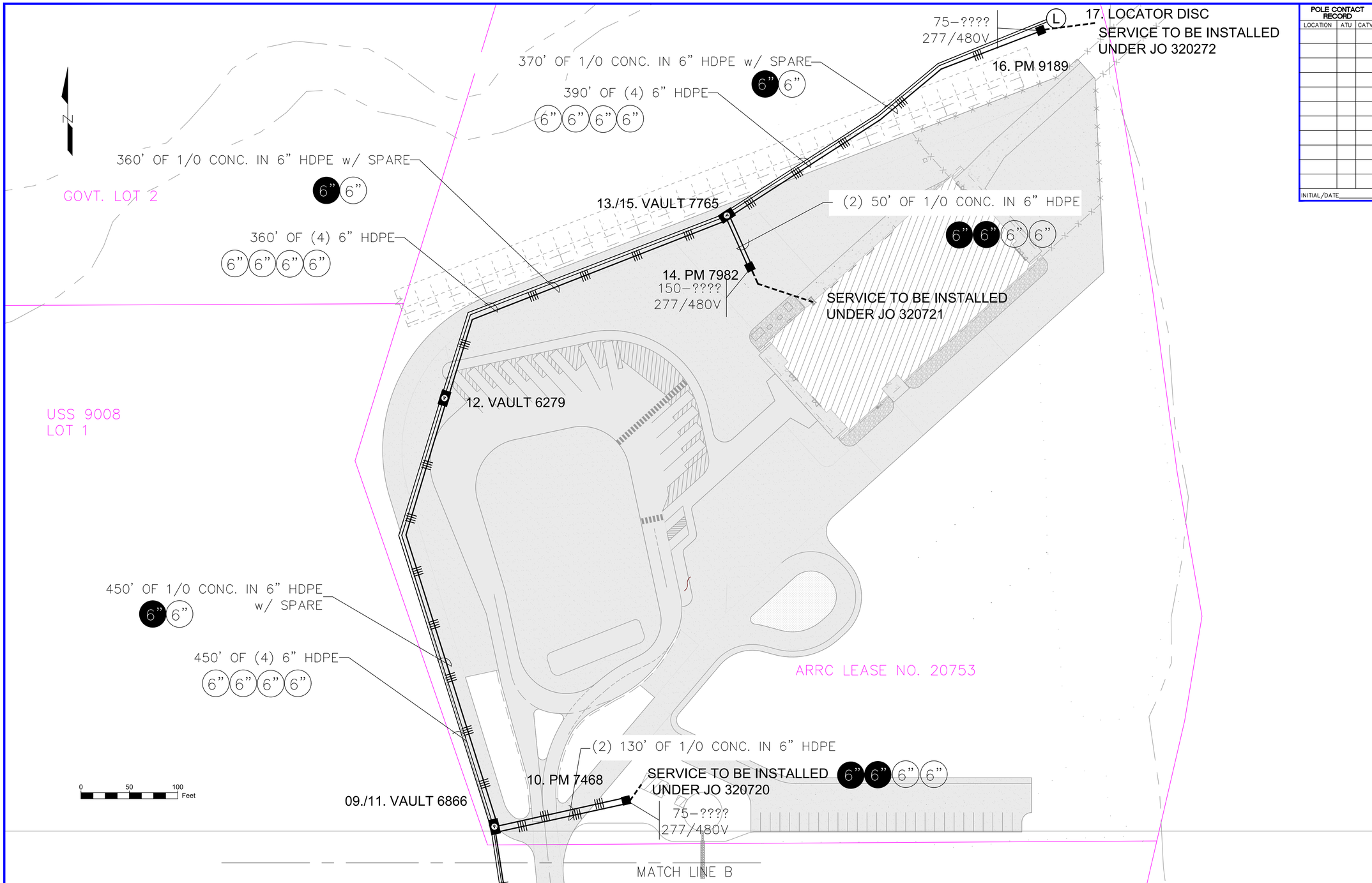

POLE CONTACT RECORD		
LOCATION	ATU	CATV
INITIAL/DATE		

CONDUCTOR DATA

Manuf.	Manuf.
Manuf. Date	Manuf. Date
Volt Rating	Volt Rating
Insul. Type	Insul. Type
Insul. Size	Insul. Size
Cond. Size/Type	Cond. Size/Type
Quantity in Feet	Quantity in Feet
Manuf.	Manuf.
Manuf. Date	Manuf. Date
Volt Rating	Volt Rating
Insul. Type	Insul. Type
Insul. Size	Insul. Size
Cond. Size/Type	Cond. Size/Type
Quantity in Feet	Quantity in Feet

CALL BEFORE YOU DIG!

LOCATE CALL CENTER OF ALASKA (LCCA)
ANCHORAGE AREA..... 278-3121
STATEWIDE..... 800-478-3121
AT&T ALASCOM INC. 264-8465
ALASKA RAILROAD UTILITIES..... 265-2457
ALYESKA CABLE TV (GIRDWOOD)..... 783-2982
KULIS AIR BASE..... 249-1499
MILITARY PETROLEUM FUEL LINES..... 552-2334
OR 552-5342
STATE STORM DRAINS & STREET LIGHTS..... 333-2411

CONSTRUCTION LEGEND

NEW		EXISTING
	PADMOUNT TRANSFORMER	
	PEDESTAL	
	POWER POLE	
	STREET LIGHT	
	WARNING POST	
	1ø U.G. PRI. CONDUCTOR	
	3ø U.G. PRI. CONDUCTOR	
	U.G. SECONDARY CONDUCT.	
	U.G. STREET LIGHT CONDUCT.	
	1ø O.H. CONDUCTOR	
	3ø O.H. CONDUCTOR	
J	JUNCTION BOX	J
	SPLICE POINT	
	SPARE CONDUIT	
	CONDUIT W/ CONDUCTOR	
S	SWITCH CABINET	S

R.O.W. LEGEND

R.O.W. LINE
CENTERLINE OF TRENCH

UNLESS OTHERWISE NOTED
CHUGACH FACILITIES WILL BE
INSTALLED AS SHOWN BELOW

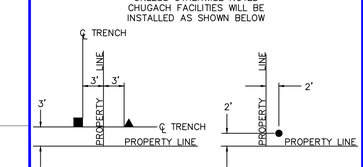

Typical Staking
N.T.S.

PROJECT: HEAD OF THE BAY WHITTIER
DESIGNER/PROJECT ENGINEER: E. COOK W.O. #: E2214130

NO.	DESIGN/CONSTRUCTION/ASBUILT REVISION	DWN BY/DATE	REVIEWED (MGR/SUPV)/DATE	APPROVED (DIRECTOR)/DATE
0	ISSUE FOR CONSTRUCTION	EC 8/21/24	8/27/24	

ENG. STAMP

CHUGACH
POWERING ALASKA'S FUTURE

Chugach Electric Association, Inc.
5601 Electron Drive - P.O. Box 196300
Anchorage, Alaska 99519-6300

DRAWING NAME:

HEAD OF THE BAY
WHITTIER
GRID: W002 MAP: 0804-15
FEEDER: PTSS 322
ELECTRICAL

W.O. NO.:
C.W.P. REF. NO.: E2214130

SHEET 3 OF 10

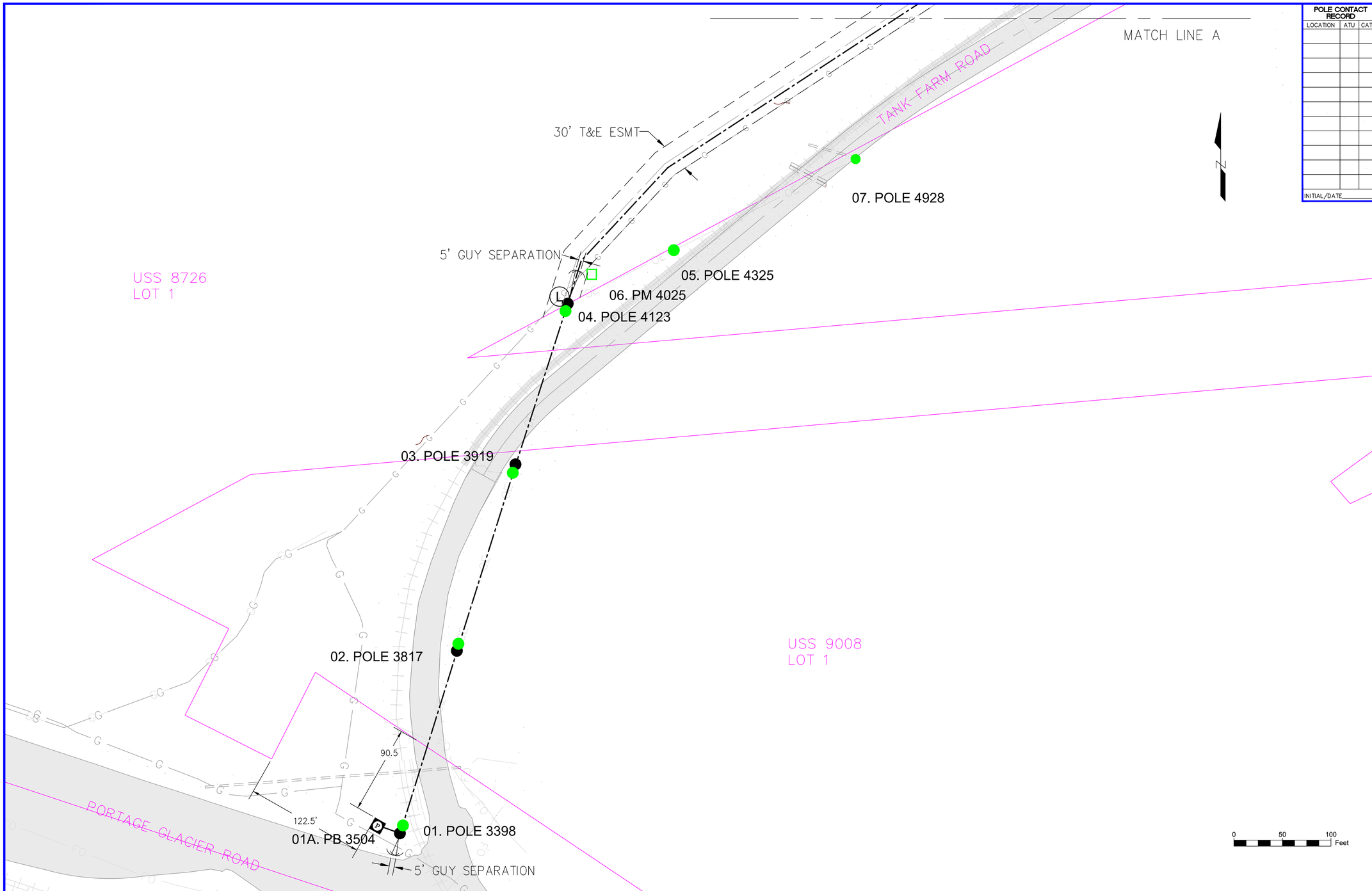

POLE CONTACT RECORD		
LOCATION	ATU	CATV
INITIAL/DATE		

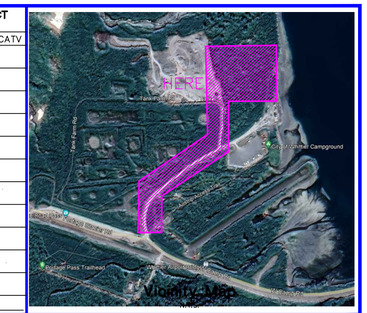

CONDUCTOR DATA

Manuf.	Manuf.
Manuf. Date	Manuf. Date
Volt Rating	Volt Rating
Insul. Type	Insul. Type
Insul. Size	Insul. Size
Cond. Size/Type	Cond. Size/Type
Quantity in Feet	Quantity in Feet
Manuf.	Manuf.
Manuf. Date	Manuf. Date
Volt Rating	Volt Rating
Insul. Type	Insul. Type
Insul. Size	Insul. Size
Cond. Size/Type	Cond. Size/Type
Quantity in Feet	Quantity in Feet

CALL BEFORE YOU DIG!

LOCATE CALL CENTER OF ALASKA (LCCA)
ANCHORAGE AREA..... 278–3121
STATEWIDE..... 800–478–3121
AT&T ALASCOM INC. 264–8465
ALASKA RAILROAD UTILITIES..... 265–2457
ALYESKA CABLE TV (GIRDWOOD)..... 783–2982
KULIS AIR BASE..... 249–1499
MILITARY PETROLEUM FUEL LINES..... 552–2334
OR 552–5342
STATE STORM DRAINS & STREET LIGHTS..... 333–2411

CONSTRUCTION LEGEND

NEW		EXISTING
	PADMOUNT TRANSFORMER	
	PEDESTAL	
	POWER POLE	
	STREET LIGHT	
	WARNING POST	
	1ø U.G. PRI. CONDUCTOR	
	3ø U.G. PRI. CONDUCTOR	
	U.G. SECONDARY CONDUCT.	
	U.G. STREET LIGHT CONDUCT.	
	1ø O.H. CONDUCTOR	
	3ø O.H. CONDUCTOR	
J	JUNCTION BOX	J
	SPLICE POINT	
	SPARE CONDUIT	
	CONDUIT W/ CONDUCTOR	
S	SWITCH CABINET	S

R.O.W. LEGEND

R.O.W. LINE
CENTERLINE OF TRENCH

UNLESS OTHERWISE NOTED
CHUGACH FACILITIES WILL BE
INSTALLED AS SHOWN BELOW

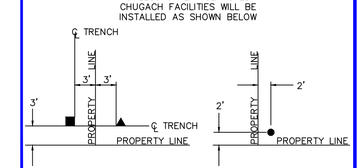

Typical Staking
N.T.S.

PROJECT: HEAD OF THE BAY WHITTIER				
DESIGNER/PROJECT ENGINEER: E. COOK			W.O. #: E2214130	
NO.	DESIGN/CONSTRUCTION/ASBUILT REVISION	DWN BY/DATE	REVIEWED (MGR/SUPV)/DATE	APPROVED (DIRECTOR)/DATE
0	ISSUE FOR CONSTRUCTION	EC 8/21/24	JM 8/27/24	

ENG. STAMP

CHUGACH
POWERING ALASKA'S FUTURE

Chugach Electric Association, Inc.
5601 Electron Drive - P.O. Box 196300
Anchorage, Alaska 99519-6300

DRAWING NAME:

HEAD OF THE BAY
WHITTIER
GRID: W002 MAP: 0804–15
FEEDER: PTSS 322
RIGHT–OF–WAY

W.O. NO.:
C.W.P. REF. NO.: E2214130

SHEET 4 OF 10

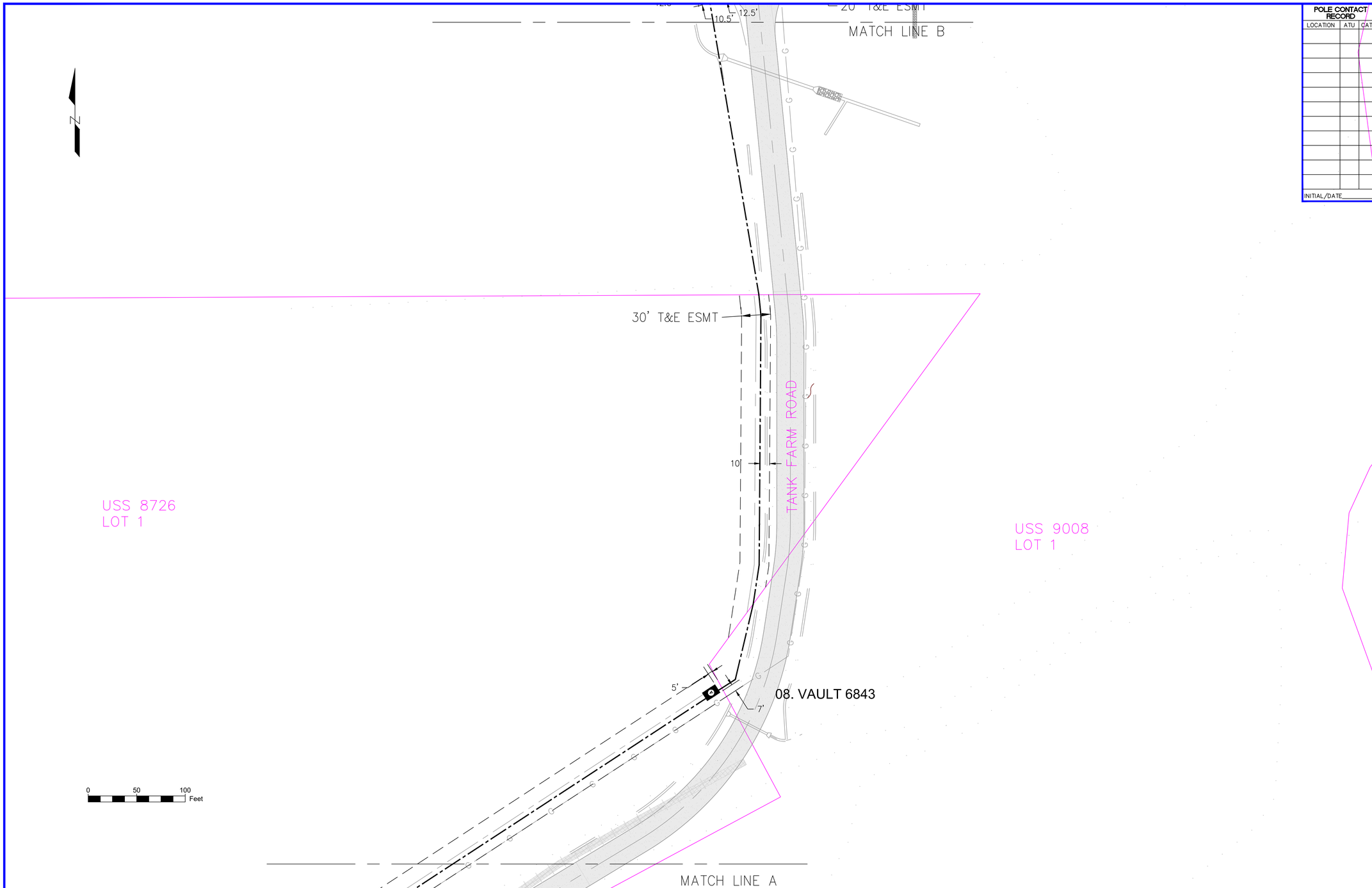

POLE CONTACT RECORD		
LOCATION	ATU	CATV
INITIAL/DATE		

CONDUCTOR DATA

Manuf.	Manuf.
Manuf. Date	Manuf. Date
Volt Rating	Volt Rating
Insul. Type	Insul. Type
Insul. Size	Insul. Size
Cond. Size/Type	Cond. Size/Type
Quantity in Feet	Quantity in Feet
Manuf.	Manuf.
Manuf. Date	Manuf. Date
Volt Rating	Volt Rating
Insul. Type	Insul. Type
Insul. Size	Insul. Size
Cond. Size/Type	Cond. Size/Type
Quantity in Feet	Quantity in Feet

CALL BEFORE YOU DIG!

LOCATE CALL CENTER OF ALASKA (LCCA)
ANCHORAGE AREA..... 278–3121
STATEWIDE..... 800–478–3121
AT&T ALASCOM INC. 264–8465
ALASKA RAILROAD UTILITIES..... 265–2457
ALYESKA CABLE TV (GIRDWOOD)..... 783–2982
KULIS AIR BASE..... 249–1499
MILITARY PETROLEUM FUEL LINES..... 552–2334
OR 552–5342
STATE STORM DRAINS & STREET LIGHTS..... 333–2411

CONSTRUCTION LEGEND

NEW		EXISTING
	PADMOUNT TRANSFORMER	
	PEDESTAL	
	POWER POLE	
	STREET LIGHT	
	WARNING POST	
	1ø U.G. PRI. CONDUCTOR	
	3ø U.G. PRI. CONDUCTOR	
	U.G. SECONDARY CONDUCT.	
	U.G. STREET LIGHT CONDUCT.	
	1ø O.H. CONDUCTOR	
	3ø O.H. CONDUCTOR	
J	JUNCTION BOX	J
	SPLICE POINT	
	SPARE CONDUIT	
	CONDUIT W/ CONDUCTOR	
S	SWITCH CABINET	S

R.O.W. LEGEND

R.O.W. LINE
CENTERLINE OF TRENCH

UNLESS OTHERWISE NOTED
CHUGACH FACILITIES WILL BE
INSTALLED AS SHOWN BELOW

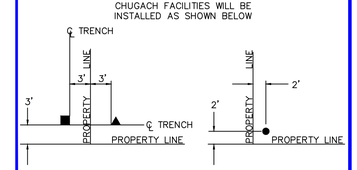

Typical Staking
N.T.S.

PROJECT: HEAD OF THE BAY WHITTIER
DESIGNER/PROJECT ENGINEER: E. COOK
W.O. #: E2214130

NO.	DESIGN/CONSTRUCTION/ASBUILT REVISION	DWN BY/DATE	REVIEWED (MGR/SUPV)/DATE	APPROVED (DIRECTOR)/DATE
0	ISSUE FOR CONSTRUCTION	EC 8/21/24	8/27/24	

ENG. STAMP

CHUGACH
POWERING ALASKA'S FUTURE

Chugach Electric Association, Inc.
5601 Electron Drive - P.O. Box 196300
Anchorage, Alaska 99519-6300

DRAWING NAME:

HEAD OF THE BAY
WHITTIER
GRID: W002 MAP: 0804–15
FEEDER: PTSS 322
RIGHT–OF–WAY

W.O. NO.:
C.W.P. REF. NO.: E2214130

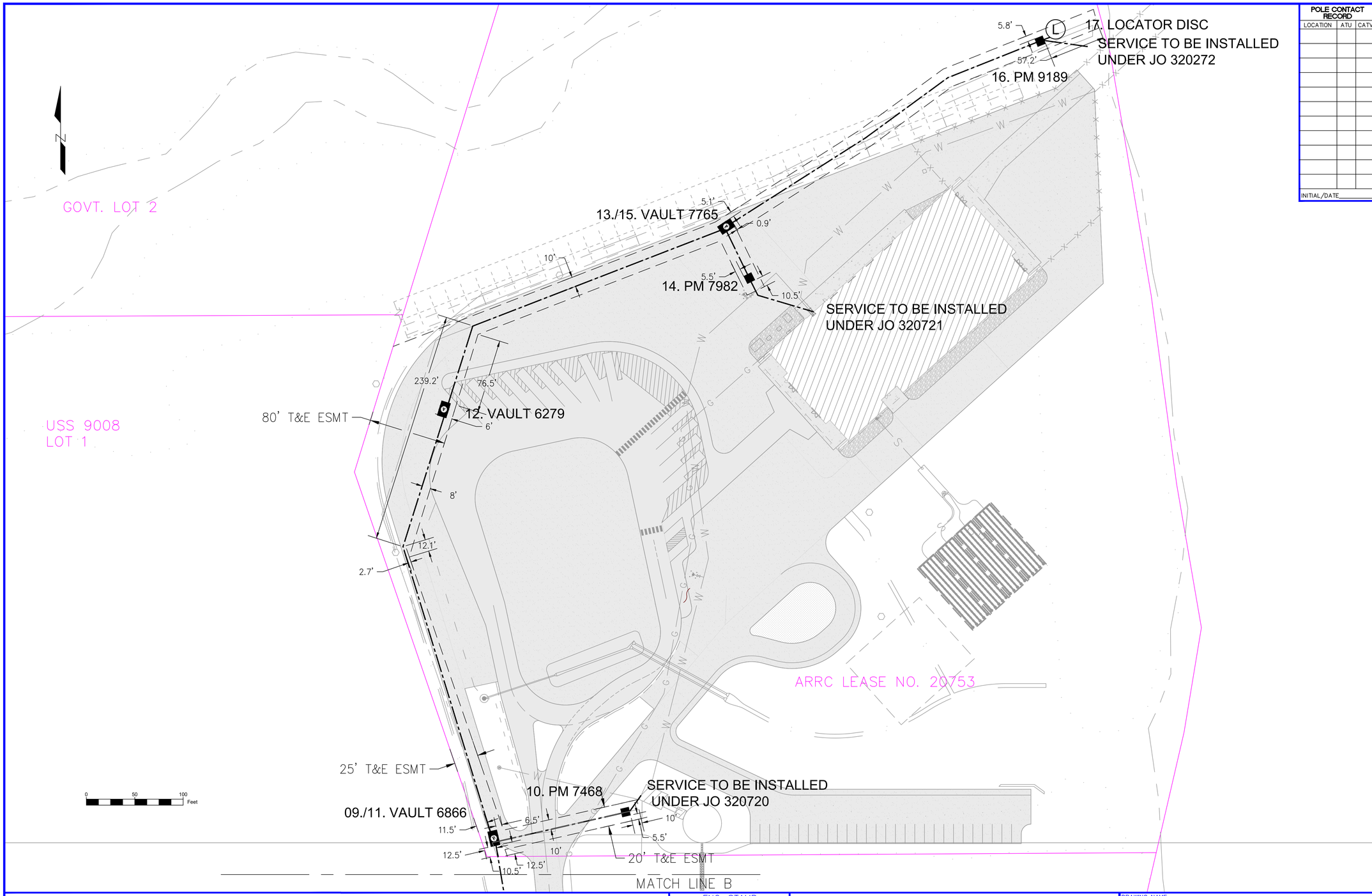

POLE CONTACT RECORD		
LOCATION	ATU	CATV
INITIAL/DATE		

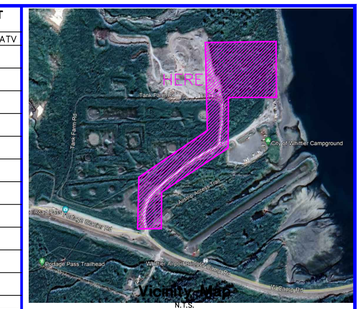

CONDUCTOR DATA

Manuf.	Manuf.
Manuf. Date	Manuf. Date
Volt Rating	Volt Rating
Insul. Type	Insul. Type
Insul. Size	Insul. Size
Cond. Size/Type	Cond. Size/Type
Quantity in Feet	Quantity in Feet
Manuf.	Manuf.
Manuf. Date	Manuf. Date
Volt Rating	Volt Rating
Insul. Type	Insul. Type
Insul. Size	Insul. Size
Cond. Size/Type	Cond. Size/Type
Quantity in Feet	Quantity in Feet

CALL BEFORE YOU DIG!

LOCATE CALL CENTER OF ALASKA (LCCA)
ANCHORAGE AREA..... 278–3121
STATEWIDE..... 800–478–3121
AT&T ALASCOM INC. 264–8465
ALASKA RAILROAD UTILITIES..... 265–2457
ALYESKA CABLE TV (GIRDWOOD)..... 783–2982
KULIS AIR BASE..... 249–1499
MILITARY PETROLEUM FUEL LINES..... 552–2334
OR 552–5342
STATE STORM DRAINS & STREET LIGHTS..... 333–2411

CONSTRUCTION LEGEND

NEW		EXISTING
	PADMOUNT TRANSFORMER	
	PEDESTAL	
	POWER POLE	
	STREET LIGHT	
	WARNING POST	
	1ø U.G. PRI. CONDUCTOR	
	3ø U.G. PRI. CONDUCTOR	
	U.G. SECONDARY CONDUCT.	
	U.G. STREET LIGHT CONDUCT.	
	1ø O.H. CONDUCTOR	
	3ø O.H. CONDUCTOR	
J	JUNCTION BOX	J
	SPLICE POINT	
	SPARE CONDUIT	
	CONDUIT W/ CONDUCTOR	
S	SWITCH CABINET	S

R.O.W. LEGEND

R.O.W. LINE
CENTERLINE OF TRENCH

UNLESS OTHERWISE NOTED
CHUGACH FACILITIES WILL BE
INSTALLED AS SHOWN BELOW

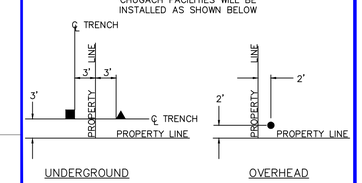

Typical Staking
N.T.S.

PROJECT: HEAD OF THE BAY WHITTIER
DESIGNER/PROJECT ENGINEER: E. COOK W.O. #: E2214130

NO.	DESIGN/CONSTRUCTION/ASBUILT REVISION	DWN BY/DATE	REVIEWED (MGR/SUPV)/DATE	APPROVED (DIRECTOR)/DATE
0	ISSUE FOR CONSTRUCTION	EC 8/21/24	JM 8/27/24	

ENG. STAMP

CHUGACH
POWERING ALASKA'S FUTURE

Chugach Electric Association, Inc.
5601 Electron Drive - P.O. Box 196300
Anchorage, Alaska 99519-6300

DRAWING NAME:

HEAD OF THE BAY
WHITTIER
GRID: W002 MAP: 0804–15
FEEDER: PTSS 322
RIGHT–OF–WAY

W.O. NO.:
C.W.P. REF. NO.: E2214130

SHEET 6 OF 10

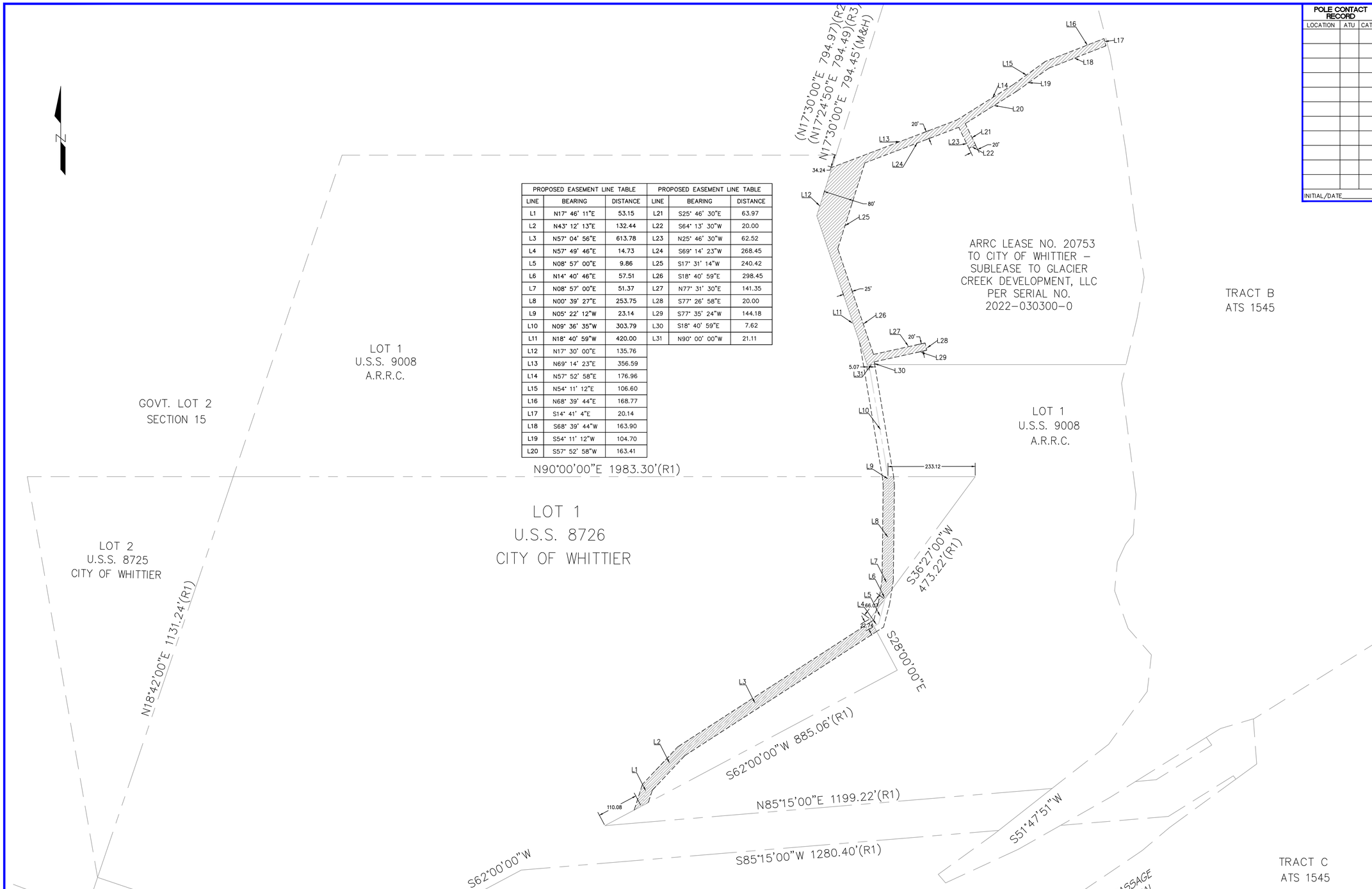

PROPOSED EASEMENT LINE TABLE			PROPOSED EASEMENT LINE TABLE		
LINE	BEARING	DISTANCE	LINE	BEARING	DISTANCE
L1	N17° 46' 11"E	53.15	L21	S25° 46' 30"E	63.97
L2	N43° 12' 13"E	132.44	L22	S64° 13' 30"W	20.00
L3	N57° 04' 56"E	613.78	L23	N25° 46' 30"W	62.52
L4	N57° 49' 46"E	14.73	L24	S69° 14' 23"W	268.45
L5	N08° 57' 00"E	9.86	L25	S17° 31' 14"W	240.42
L6	N14° 40' 46"E	57.51	L26	S18° 40' 59"E	298.45
L7	N08° 57' 00"E	51.37	L27	N77° 31' 30"E	141.35
L8	N00° 39' 27"E	253.75	L28	S77° 26' 58"E	20.00
L9	N05° 22' 12"W	23.14	L29	S77° 35' 24"W	144.18
L10	N09° 36' 35"W	303.79	L30	S18° 40' 59"E	7.62
L11	N18° 40' 59"W	420.00	L31	N90° 00' 00"W	21.11
L12	N17° 30' 00"E	135.76			
L13	N69° 14' 23"E	356.59			
L14	N57° 52' 58"E	176.96			
L15	N54° 11' 12"E	106.60			
L16	N68° 39' 44"E	168.77			
L17	S14° 41' 4"E	20.14			
L18	S68° 39' 44"W	163.90			
L19	S54° 11' 12"W	104.70			
L20	S57° 52' 58"W	163.41			

POLE CONTACT RECORD

LOCATION	ATU	CATV
INITIAL/DATE		

CONDUCTOR DATA

Manuf.	Manuf.
Manuf. Date	Manuf. Date
Volt Rating	Volt Rating
Insul. Type	Insul. Type
Insul. Size	Insul. Size
Cond. Size/Type	Cond. Size/Type
Quantity in Feet	Quantity in Feet
Manuf.	Manuf.
Manuf. Date	Manuf. Date
Volt Rating	Volt Rating
Insul. Type	Insul. Type
Insul. Size	Insul. Size
Cond. Size/Type	Cond. Size/Type
Quantity in Feet	Quantity in Feet

CALL BEFORE YOU DIG!

LOCATE CALL CENTER OF ALASKA (LCCA)
ANCHORAGE AREA..... 278–3121
STATEWIDE..... 800–478–3121
AT&T ALASCOM INC. 264–8465
ALASKA RAILROAD UTILITIES..... 265–2457
ALYESKA CABLE TV (GIRDWOOD)..... 783–2982
KULIS AIR BASE..... 249–1499
MILITARY PETROLEUM FUEL LINES..... 552–2334
OR 552–5342
STATE STORM DRAINS & STREET LIGHTS..... 333–2411

CONSTRUCTION LEGEND

NEW		EXISTING
	PADMOUNT TRANSFORMER	
	PEDESTAL	
	POWER POLE	
	STREET LIGHT	
	WARNING POST	
	1ø U.G. PRI. CONDUCTOR	
	3ø U.G. PRI. CONDUCTOR	
	U.G. SECONDARY CONDUCT.	
	U.G. STREET LIGHT CONDUCT.	
	1ø O.H. CONDUCTOR	
	3ø O.H. CONDUCTOR	
J	JUNCTION BOX	J
	SPLICE POINT	
	SPARE CONDUIT	
	CONDUIT W/ CONDUCTOR	
S	SWITCH CABINET	S

R.O.W. LEGEND

R.O.W. LINE
CENTERLINE OF TRENCH

UNLESS OTHERWISE NOTED
CHUGACH FACILITIES WILL BE
INSTALLED AS SHOWN BELOW

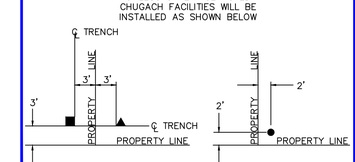

Typical Staking
N.T.S.

PROJECT: HEAD OF THE BAY WHITTIER
DESIGNER/PROJECT ENGINEER: E. COOK W.O. #: E2214130

NO.	DESIGN/CONSTRUCTION/ASBUILT REVISION	DWN BY/DATE	REVIEWED (MGR/SUPV)/DATE	APPROVED (DIRECTOR)/DATE
0	ISSUE FOR CONSTRUCTION	EC 8/21/24	8/27/24	

ENG. STAMP

CHUGACH
POWERING ALASKA'S FUTURE

Chugach Electric Association, Inc.
5601 Electron Drive - P.O. Box 196300
Anchorage, Alaska 99519-6300

DRAWING NAME:

HEAD OF THE BAY
WHITTIER
GRID: W002 MAP: 0804–15
FEEDER: PTSS 322

SURVEY

W.O. NO.:
C.W.P. REF. NO.: E2214130

SHEET 7 OF 10

ALL CIRCUITS 25 KV PTSS 322
FEEDER

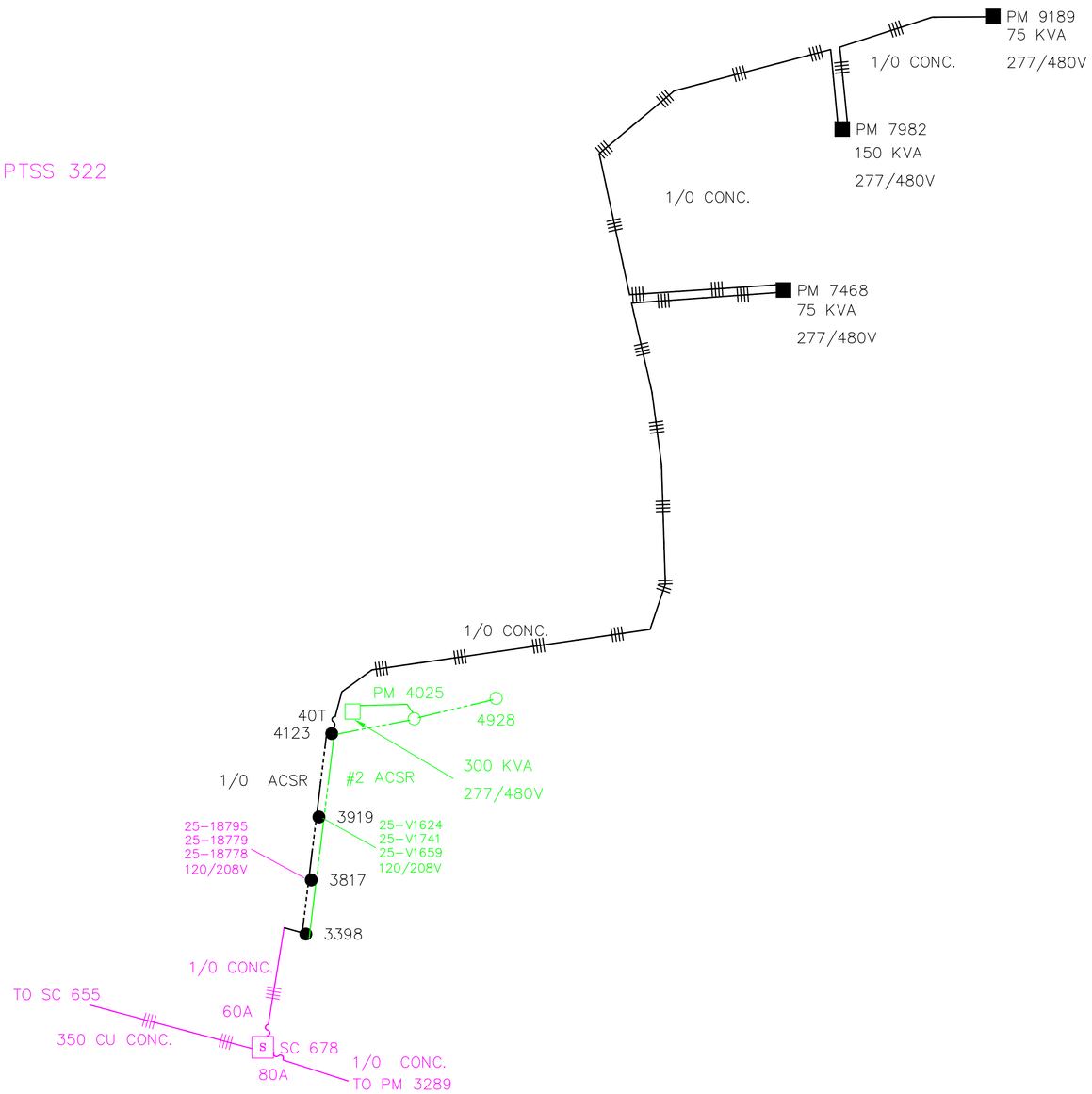

POLE CONTACT RECORD

LOCATION	ATU	CATV
INITIAL/DATE		

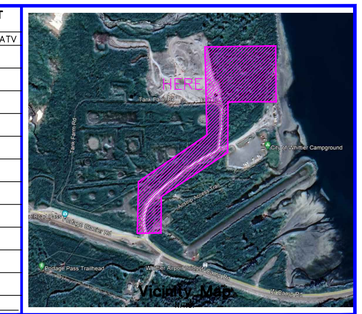

CONDUCTOR DATA

Manuf.	Manuf.
Manuf. Date	Manuf. Date
Volt Rating	Volt Rating
Insul. Type	Insul. Type
Insul. Size	Insul. Size
Cond. Size/Type	Cond. Size/Type
Quantity in Feet	Quantity in Feet
Manuf.	Manuf.
Manuf. Date	Manuf. Date
Volt Rating	Volt Rating
Insul. Type	Insul. Type
Insul. Size	Insul. Size
Cond. Size/Type	Cond. Size/Type
Quantity in Feet	Quantity in Feet

CALL BEFORE YOU DIG!

LOCATE CALL CENTER OF ALASKA (LCCA)
ANCHORAGE AREA..... 278-3121
STATEWIDE..... 800-478-3121
AT&T ALASCOM INC. 264-8465
ALASKA RAILROAD UTILITIES..... 265-2457
ALYESKA CABLE TV (GIRDWOOD)..... 783-2982
KULIS AIR BASE..... 249-1499
MILITARY PETROLEUM FUEL LINES..... 552-2334
OR 552-5342
STATE STORM DRAINS & STREET LIGHTS..... 333-2411

CONSTRUCTION LEGEND

NEW		EXISTING
	PADMOUNT TRANSFORMER	
	PEDESTAL	
	POWER POLE	
	STREET LIGHT	
	WARNING POST	
	1ø U.G. PRI. CONDUCTOR	
	3ø U.G. PRI. CONDUCTOR	
	U.G. SECONDARY CONDUCT.	
	U.G. STREET LIGHT CONDUCT.	
	1ø O.H. CONDUCTOR	
	3ø O.H. CONDUCTOR	
J	JUNCTION BOX	J
	SPLICE POINT	
	SPARE CONDUIT	
	CONDUIT W/ CONDUCTOR	
S	SWITCH CABINET	S

R.O.W. LEGEND

R.O.W. LINE
CENTERLINE OF TRENCH

UNLESS OTHERWISE NOTED
CHUGACH FACILITIES WILL BE
INSTALLED AS SHOWN BELOW

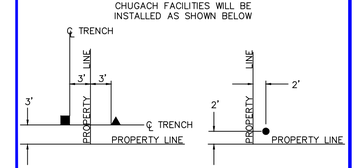

Typical Staking
N.T.S.

PROJECT: HEAD OF THE BAY WHITTIER
DESIGNER/PROJECT ENGINEER: E. COOK W.O. #: E2214130

NO.	DESIGN/CONSTRUCTION/ASBUILT REVISION	DWN BY/DATE	REVIEWED (MGR/SUPV)/DATE	APPROVED (DIRECTOR)/DATE
0	ISSUE FOR CONSTRUCTION	EC 8/21/24	8/27/24	

ENG. STAMP

CHUGACH
POWERING ALASKA'S FUTURE

Chugach Electric Association, Inc.
5601 Electron Drive - P.O. Box 196300
Anchorage, Alaska 99519-6300

DRAWING NAME:

HEAD OF THE BAY
WHITTIER
GRID: W002 MAP: 0804-15
FEEDER: PTSS 322
PRIMARY CIRCUIT DIAGRAM

W.O. NO.:
C.W.P. REF. NO.: E2214130

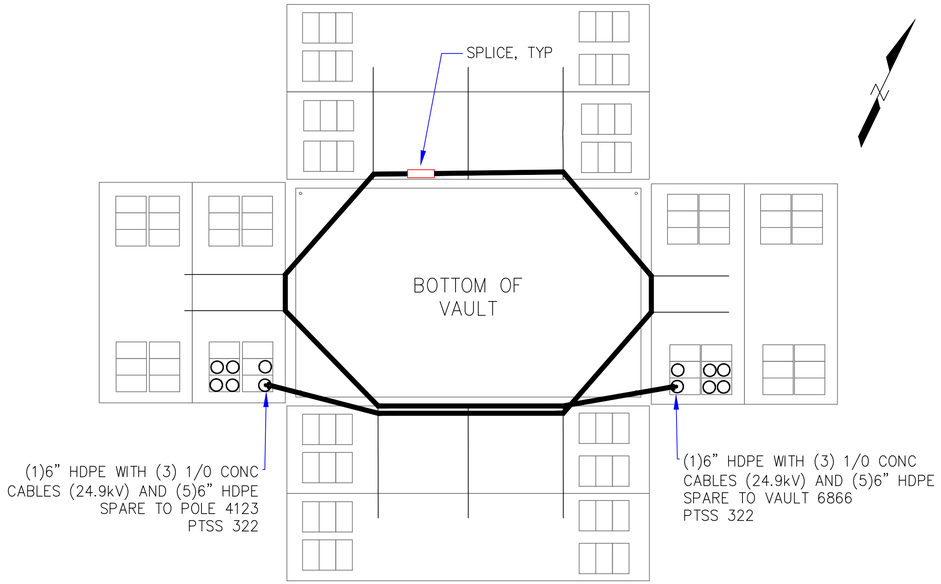

VAULT 6843
SUMH-814

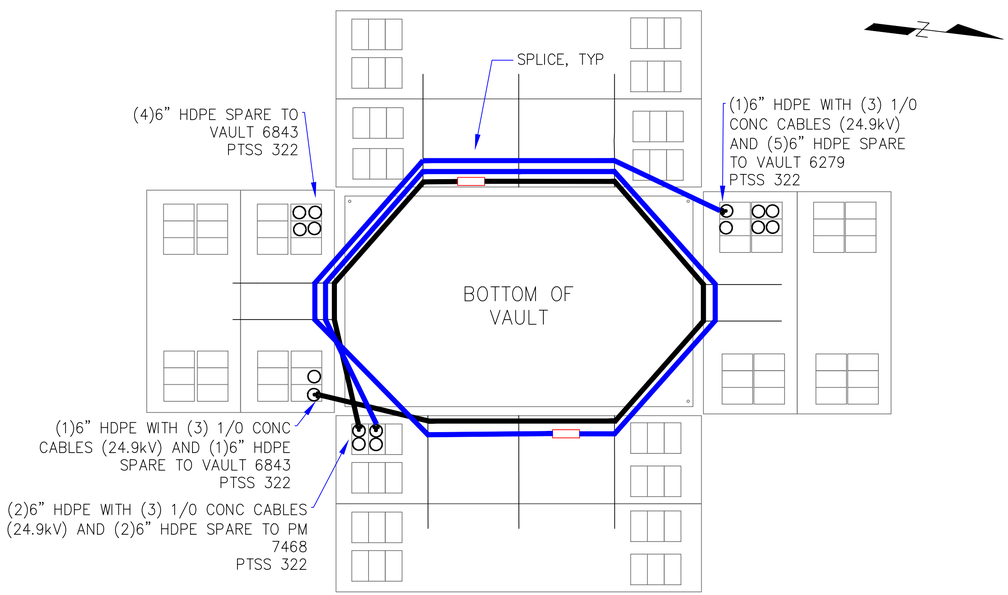

VAULT 6866
SUMH-814

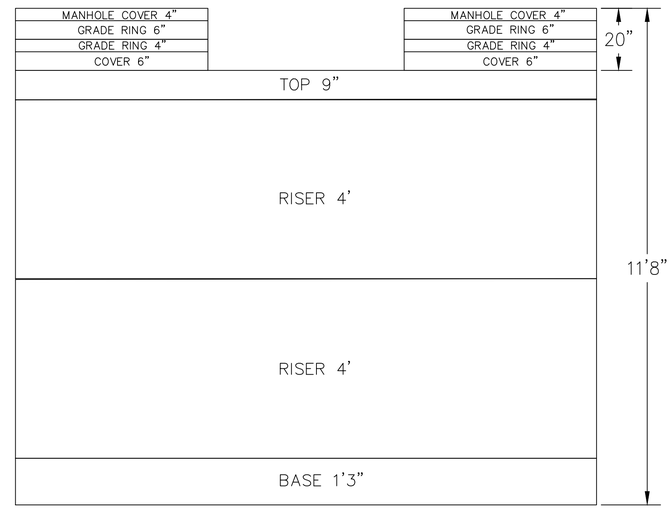

SUMH-814

POLE CONTACT RECORD

LOCATION	ATU	CATV

INITIAL/DATE_____

CONDUCTOR DATA

Manuf.	Manuf.
Manuf. Date	Manuf. Date
Volt Rating	Volt Rating
Insul. Type	Insul. Type
Insul. Size	Insul. Size
Cond. Size/Type	Cond. Size/Type
Quantity in Feet	Quantity in Feet
Manuf.	Manuf.
Manuf. Date	Manuf. Date
Volt Rating	Volt Rating
Insul. Type	Insul. Type
Insul. Size	Insul. Size
Cond. Size/Type	Cond. Size/Type
Quantity in Feet	Quantity in Feet

CALL BEFORE YOU DIG!

LOCATE CALL CENTER OF ALASKA (LCCA)
ANCHORAGE AREA..... 278-3121
STATEWIDE..... 800-478-3121
AT&T ALASCOM INC. 264-8465
ALASKA RAILROAD UTILITIES..... 265-2457
ALYESKA CABLE TV (GIRDWOOD)..... 783-2982
KULIS AIR BASE..... 249-1499
MILITARY PETROLEUM FUEL LINES..... 552-2334
OR 552-5342
STATE STORM DRAINS & STREET LIGHTS..... 333-2411

CONSTRUCTION LEGEND

NEW		EXISTING
	PADMOUNT TRANSFORMER	
	PEDESTAL	
	POWER POLE	
	STREET LIGHT	
	WARNING POST	
	1ø U.G. PRI. CONDUCTOR	
	3ø U.G. PRI. CONDUCTOR	
	U.G. SECONDARY CONDUCT.	
	U.G. STREET LIGHT CONDUCT.	
	1ø O.H. CONDUCTOR	
	3ø O.H. CONDUCTOR	
J	JUNCTION BOX	J
	SPLICE POINT	
	SPARE CONDUIT	
	CONDUIT W/ CONDUCTOR	
S	SWITCH CABINET	S

R.O.W. LEGEND

R.O.W. LINE
CENTERLINE OF TRENCH

UNLESS OTHERWISE NOTED CHUGACH FACILITIES WILL BE INSTALLED AS SHOWN BELOW

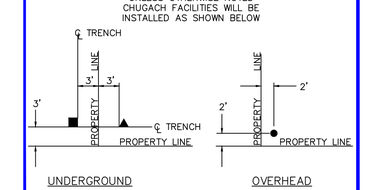

Typical Staking
N.T.S.

PROJECT: HEAD OF THE BAY WHITTIER
DESIGNER/PROJECT ENGINEER: E. COOK W.O. #: E2214130

NO.	DESIGN/CONSTRUCTION/ASBUILT REVISION	DWN BY/DATE	REVIEWED (MGR/SUPV)/DATE	APPROVED (DIRECTOR)/DATE
0	ISSUE FOR CONSTRUCTION	EC 8/21/24	JM 8/27/24	

ENG. STAMP

CHUGACH
POWERING ALASKA'S FUTURE

Chugach Electric Association, Inc.
5601 Electron Drive - P.O. Box 196300
Anchorage, Alaska 99519-6300

DRAWING NAME:

HEAD OF THE BAY
WHITTIER
GRID: W002 MAP: 0804-15
FEEDER: PTSS 322

VAULT DIAGRAM

W.O. NO.:
C.W.P. REF. NO.: E2214130

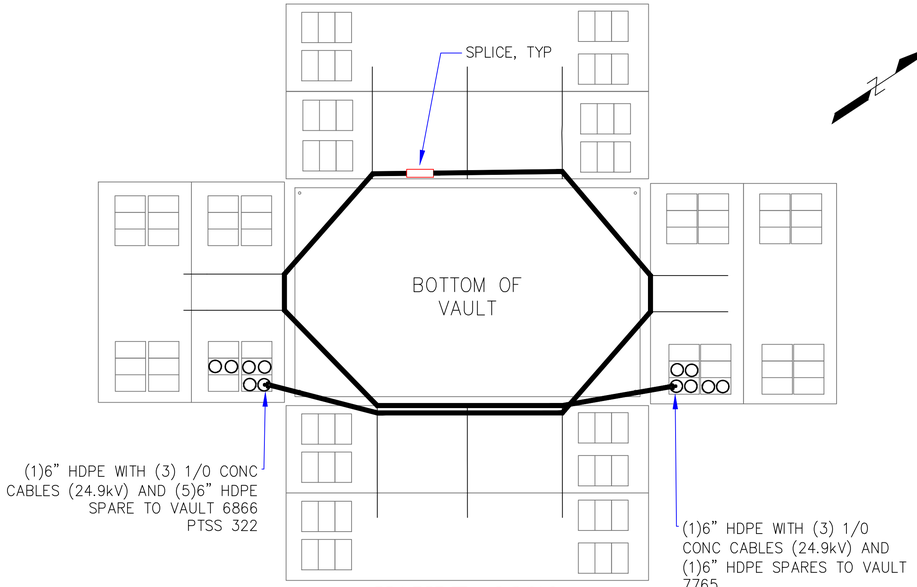

VAULT 6279
SUMH-814

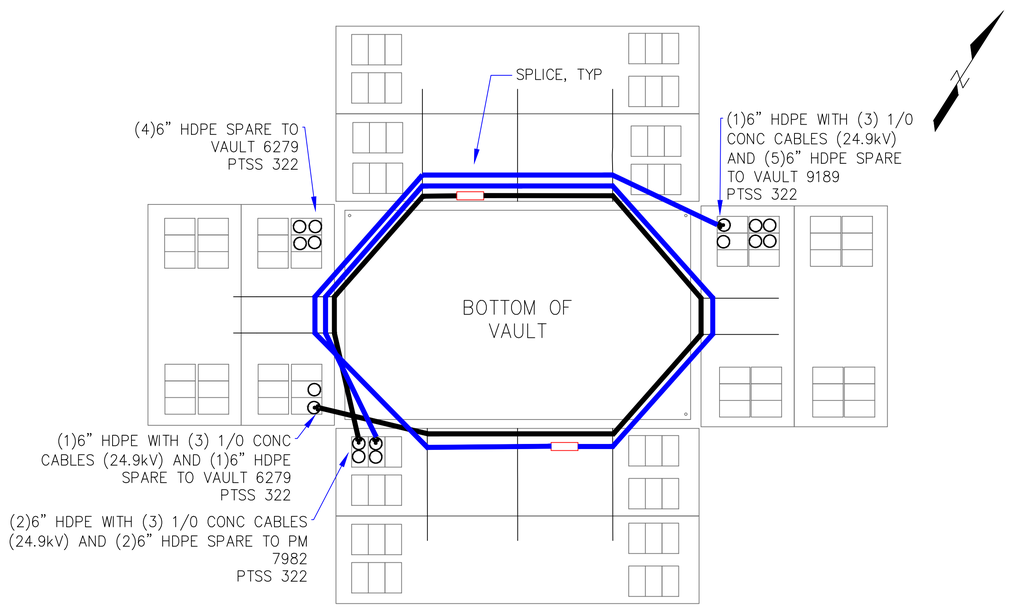

VAULT 7765
SUMH-814

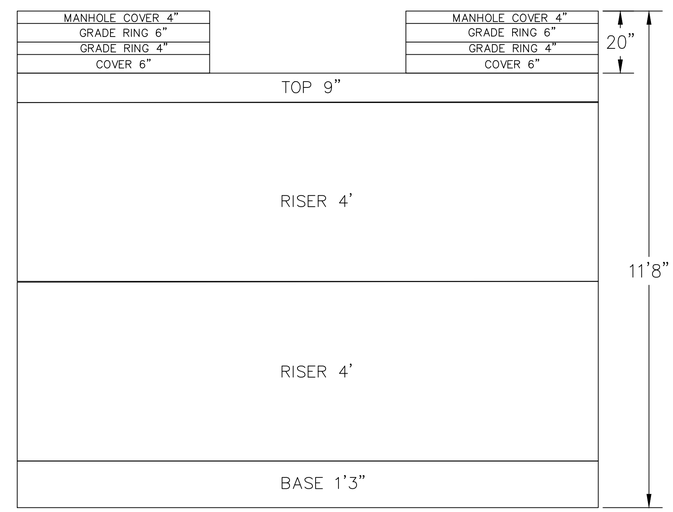

SUMH-814

POLE CONTACT RECORD

LOCATION	ATU	CATV

INITIAL/DATE_____

Vicinity Map
N.T.S.

CONDUCTOR DATA

Manuf.	Manuf.
Manuf. Date	Manuf. Date
Volt Rating	Volt Rating
Insul. Type	Insul. Type
Insul. Size	Insul. Size
Cond. Size/Type	Cond. Size/Type
Quantity in Feet	Quantity in Feet
Manuf.	Manuf.
Manuf. Date	Manuf. Date
Volt Rating	Volt Rating
Insul. Type	Insul. Type
Insul. Size	Insul. Size
Cond. Size/Type	Cond. Size/Type
Quantity in Feet	Quantity in Feet

CALL BEFORE YOU DIG!

LOCATE CALL CENTER OF ALASKA (LCCA)
ANCHORAGE AREA..... 278-3121
STATEWIDE..... 800-478-3121
AT&T ALASCOM INC. 264-8465
ALASKA RAILROAD UTILITIES..... 265-2457
ALYESKA CABLE TV (GIRDWOOD)..... 783-2982
KULIS AIR BASE..... 249-1499
MILITARY PETROLEUM FUEL LINES..... 552-2334
OR 552-5342
STATE STORM DRAINS & STREET LIGHTS..... 333-2411

CONSTRUCTION LEGEND

NEW		EXISTING
	PADMOUNT TRANSFORMER	
	PEDESTAL	
	POWER POLE	
	STREET LIGHT	
	WARNING POST	
	1ø U.G. PRI. CONDUCTOR	
	3ø U.G. PRI. CONDUCTOR	
	U.G. SECONDARY CONDUCT.	
	U.G. STREET LIGHT CONDUCT.	
	1ø O.H. CONDUCTOR	
	3ø O.H. CONDUCTOR	
J	JUNCTION BOX	J
	SPLICE POINT	
	SPARE CONDUIT	
	CONDUIT W/ CONDUCTOR	
S	SWITCH CABINET	S

R.O.W. LEGEND

R.O.W. LINE
CENTERLINE OF TRENCH

UNLESS OTHERWISE NOTED
CHUGACH FACILITIES WILL BE
INSTALLED AS SHOWN BELOW

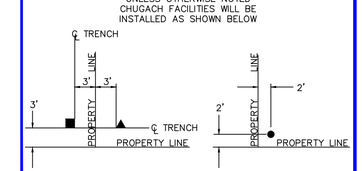

Typical Staking
N.T.S.

PROJECT: HEAD OF THE BAY WHITTIER
DESIGNER/PROJECT ENGINEER: E. COOK W.O. #: E2214130

NO.	DESIGN/CONSTRUCTION/ASBUILT REVISION	DWN BY/DATE	REVIEWED (MGR/SUPV)/DATE	APPROVED (DIRECTOR)/DATE
0	ISSUE FOR CONSTRUCTION	EC 8/21/24	JM 8/27/24	

ENG. STAMP

CHUGACH
POWERING ALASKA'S FUTURE

Chugach Electric Association, Inc.
5601 Electron Drive - P.O. Box 196300
Anchorage, Alaska 99519-6300

DRAWING NAME:

HEAD OF THE BAY
WHITTIER
GRID: W002 MAP: 0804-15
FEEDER: PTSS 322

VAULT DIAGRAM

W.O. NO.:
C.W.P. REF. NO.: E2214130

SHEET 10 OF 10